

NEW FAFSA 2025-26

NOVEMBER 2024




OKLAHOMA STATE REGENTS
FOR HIGHER EDUCATION

Improving our future by degrees



Oklahoma College Assistance Program

- > 2025-26 FAFSA Graduation Requirement**
- > New Transcript Statement**
- > How to Track FAFSA Progress**
- > StudentAid.gov Accounts**
- > FSA Materials**
- > FAFSA Completion Resources & Support**



FAFSA Updates

Free Application for Federal Student Aid

The **FAFSA** is the first step in applying for financial aid.

The 2025-26 FAFSA will be available on or before
Dec. 1, 2024.



What is the FAFSA?

The Department of Education (DE) is doing beta testing with chosen institutions across the country to work out any bugs/issues with the new FAFSA prior to its release on Dec. 1.

DE has added 700 additional employees (an 80% increase) to answer their FSAIC hotline.

1-800-4FED-AID (1-800-433-3243)



FAFSA Completion




For FAFSA assistance in other languages, call **833-610-2590 and press 7**. Federal Student Aid offers this service to students and parents who wish to complete a FAFSA, but feel more comfortable speaking in a language other than English or Spanish.



Federal Student Aid offers assistance in 60+ languages. They ask that you do NOT share this number with those that speak English as they don't want the number to be used for any other purpose.

Albanian	Dinka (Sudan)	Karenni	Romanian
Amharic	Farsi (Persian)	Kinya/Rwanda	Russian
Arabic	Filipino	Kirundi	Sinhala
Armenian	French	Korean	Somali
Assyrian	French Creole	Kunama	Swahili
Bengali	Fulani	Kurdish	Tagalog
Berber	German	Maay Maay	Tamil
Bosnian	Greek	Malahalam	Telugu
Brazilian Portuguese	Gujarati	Malinke	Thai
Bulgarian	Haitian Creole	Mandarin	Tigrigna (Eritrea)
Burmese	Hindi	Mongolian	Turkish
Cambodian	Hmong	Neapolitan	Twi
Cantonese	Hungarian	Nepali	Ukrainian
Cape Verdean	Indonesian	Oromo (Ethiopia)	Urdu
Chin (Falam)	Italian	Pashto (Afghanistan)	Vietnamese
Chin (Hakha)	Japanese	Polish	Yoruba
Dari (Afghanistan)	Karen	Portuguese	Zomi
		Punjabi	

Other Languages



FAFSA Graduation Requirement

Beginning with the **2024-2025** school year, students must complete and submit a Free Application for Federal Student Aid (FAFSA) in order to graduate from a public high school.*

Resources:

<https://sde.ok.gov/college-career>

**There are opportunities for students to opt out.*




Class of 2025 seniors will submit the **2025 – 2026 FAFSA**



2025 – 2026 FAFSA is scheduled to open on or before **December 1, 2024**



Families will use their **2023 tax information** on the FAFSA



**What are the
requirements for
high schools?**

The **superintendent** of each public school district in this state shall **designate a school employee** to collect information regarding student compliance with the law. The collection and storage of the information shall comply with the Family Educational Rights and Privacy Act of 1974 (FERPA).

Superintendent-Designated Employee

School districts must provide **FAFSA completion resources** published by or recommended by the State Department of Education to families and students through virtual sessions, in-person sessions, or brochures.

Provide FAFSA Completion Resources

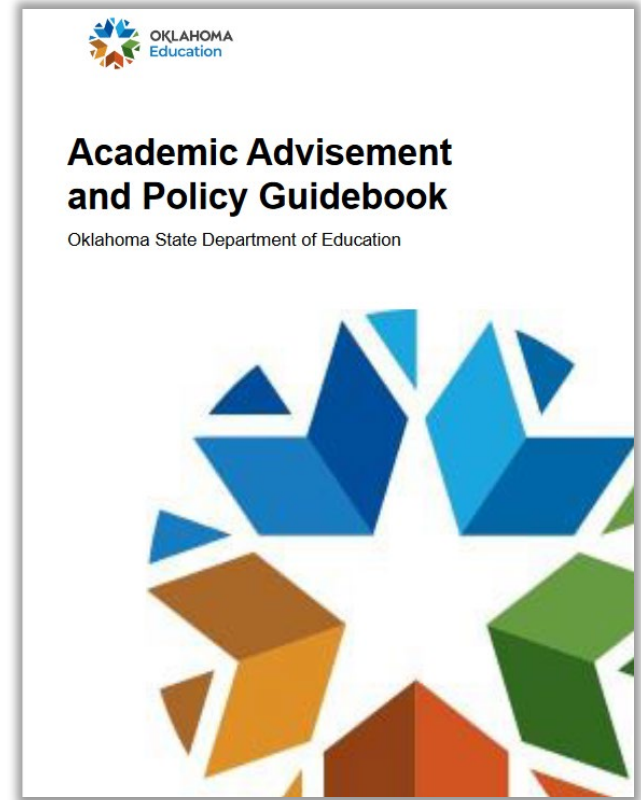
School districts will be required to add this statement to their transcripts:

“The student has satisfactorily met the graduation requirement of completing the FAFSA or submitting an Opt-Out form. (70 O.S. § 1210.508-6)”

Transcript Wording on FAFSA Completion


The transcript statement is included in the 2024-25 Advisement and Policy Guidebook and on the OSDE Academic Advisement webpage.

sde.ok.gov/academic-advisement



Transcript Wording on FAFSA Completion

How to Track FAFSA Progress



OKLAHOMA STATE REGENTS
FOR HIGHER EDUCATION

Improving our future by degrees



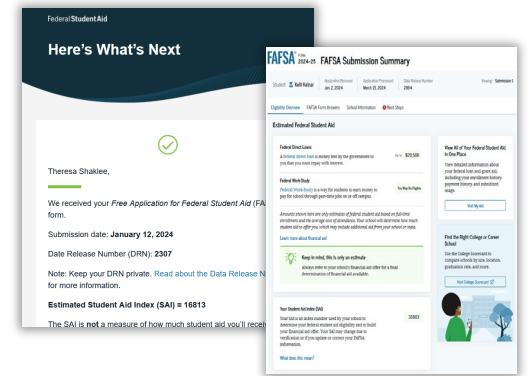
1

Reporting through an online tool:
Oklahoma FAFSA Data Portal




2

FAFSA completion **confirmation email**,
report, or other official FAFSA
confirmation communication



3

Completion of state provided **opt-out**
form



OK  FDP

Oklahoma FAFSA Data Portal



OKLAHOMA STATE REGENTS
FOR HIGHER EDUCATION

Improving our future by degrees



OCAPTM

Oklahoma College Assistance Program



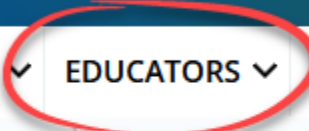
2025-26 Detail Use this page to view and download student data.

School Name	First Name	Last Name	State ID	DOB	Completed FAFSA	FAFSA Detail	Date App Submitted	Selected for Verification
BROKEN ARROW HS	STUDENT NAME	STUDENT NAME		10/1/07	Not Complete	No FAFSA Match		
BROKEN ARROW HS	STUDENT NAME	STUDENT NAME		1/14/08	No Student Signature	Student's signature missing from FAFSA	2024-10-06	N
BROKEN ARROW HS	STUDENT NAME	STUDENT NAME		8/17/07	Complete	Completed FAFSA Application	2024-10-01	N
BROKEN ARROW HS	STUDENT NAME	STUDENT NAME		5/5/07	Complete	Complete FAFSA Application	2024-10-16	Y
BROKEN ARROW HS	STUDENT NAME	STUDENT NAME		11/21/07	No Student Signature	Student's signature missing from FAFSA	2024-11-18	
BROKEN ARROW HS	STUDENT NAME	STUDENT NAME		2/14/08	Complete	Complete FAFSA Application	2024-11-04	N
BROKEN ARROW HS	STUDENT NAME	STUDENT NAME		3/15/08	Not Complete	No FAFSA Match		
BROKEN ARROW HS	STUDENT NAME	STUDENT NAME		7/30/07	Not Complete	No FAFSA Match		
BROKEN ARROW HS	STUDENT NAME	STUDENT NAME		12/13/07	No Parent Signature	Parent's signature missing from online FAFSA	2024-12-04	N
BROKEN ARROW HS	STUDENT NAME	STUDENT NAME		9/18/07	Not Complete	No FAFSA Match		

The free FAFSA data portal allows educators to track FAFSA progress, provide targeted assistance, and view date of submission and completion status for high school seniors.



Search the site...

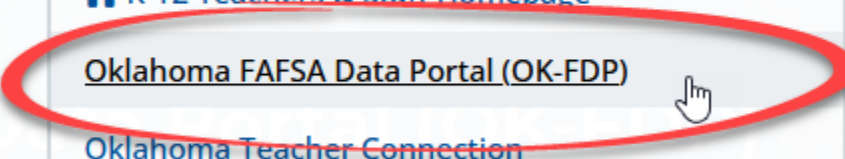


HIGHER EDUCATION FACULTY & STAFF

- Faculty & Staff Homepage
- Academic Calendar
- Academic Forms
- Course Equivalency Project
- Financial Aid Resources for Institutions
- Policy & Procedures Manual

K-12 EDUCATORS

- K-12 Teachers & Staff Homepage
- Oklahoma FAFSA Data Portal (OK-FDP)
- Oklahoma Teacher Connection
- Oklahoma Student Preparation
- Preparing for College Publications



POPULAR

- Teacher Shortage Employment Incentive Program (TSEIP)
- Faculty Advisory Council
- Grant Coordination and Support
- Online Consortium of Oklahoma

Oklahoma FAFSA Data Portal (OK-FDP)

[Home](#) » Oklahoma FAFSA Data Portal (OK-FDP)



The Oklahoma State Regents for Higher Education (OSRHE) and the [Oklahoma College Assistance Program \(OCAP\)](#) are offering the Oklahoma FAFSA Data Portal (OK-FDP), a free online tool to help counselors better assist their high school seniors to successfully complete the FAFSA (Free Application for Federal Student Aid). The OK-FDP allows counselors, principals and mentors to provide more targeted assistance to their students, which is instrumental in increasing FAFSA completion rates – especially for first-generation students pursuing postsecondary education.

Signing Up for the OK-FDP

1. Superintendent/School Board President/Chief Executive must complete and electronically sign the [FAFSA Completion Agreement form](#) (PDF, 192k). This process will require designating:
 - A primary contact person and signatory who will submit a list of high school seniors' names.
 - Additional [authorized users](#) (PDF, 110k) to view high school seniors' FAFSA completion status.
2. Return the signed, completed agreement by email to Kelli Kelnar, assistant director for outreach services, Oklahoma College Assistance Program, kkelnar@ocap.org.
3. Kelnar will email a request to the designated primary contact to upload a file containing a list of their high school seniors. The primary contact will notify Kelnar when the upload is complete. For assistance, refer to the Student List Instructions.
4. Privacy Certifications will be emailed to each primary contact and authorized user. Completed and electronically signed certifications will be returned to kkelnar@ocap.org.
5. Kelnar will also email the primary contact and other designated authorized users to share instructions for setting

OKLAHOMA FAFSA DATA PORTAL (OK-FDP)

[FAFSA Completion Agreement](#) (PDF, 192k)

[Authorized Users Form](#) (PDF, 110k)

[Privacy Certification](#) (PDF, 124k)

[Student List Instructions](#) (PDF, 51k)

[User Instructions](#) (PDF, 59k)

[Student Lists Template for Excel](#) (XLSX, 14k)


[More FAFSA Resources for Educators](#)


[Student List Upload](#)



Find step-by-step guidance, links to required forms, and more FAFSA resources on the FAFSA Data Portal website.

FAFSA Completion Agreement





Enter the name of
your school district.



FAFSA DATA PORTAL COMPLETION AGREEMENT

High Schools and Eligible Non-Profit Organizations Between School Entity and the Oklahoma State Regents for Higher Education

This agreement is between _____ (School District or Organization), hereby referred to as "Entity", and the Oklahoma State Regents for Higher Education, hereby referred to as "OSRHE," collectively referred to as "the Parties".

INTRODUCTION

RECITALS


- A. Entity desires that OSRHE render certain research services more fully described herein;
- B. OSRHE has demonstrated expertise in providing such services, has represented that it has the requisite knowledge, skill, experience and other resources necessary to perform such services and is desirous of providing such services for the Entity;
- C. OSRHE desires that students be counseled to complete their educational and higher education financial assistance pursuits; and
- D. the Entity has demonstrated expertise in providing such financial aid counseling and is ideally situated in relation to its students to provide such counseling services to those students attending schools within the Entity.

NOW, THEREFORE, in consideration of the foregoing and the mutual covenants contained herein, the parties hereby agree as follows:

1. **Incorporation of Recitals:** The matters recited above are hereby incorporated into and made a part of this Agreement.
2. **Term of Agreement:** This Agreement is for a term commencing on the date of signature and shall terminate upon either party receiving notice from the other pursuant to the notice provision below.
3. **Definition of Entity:** Entity shall mean any public, private, parochial, or denominational high school. Entity shall also mean a non-profit organization that 1) is, and continues to be, designated as tax-exempt by the Internal Revenue Service under Section 501(c)(3) of the Internal Revenue Code, 2) has as part of its mission a stated and demonstrated commitment to promoting college access and a record of legitimacy and reliability, 3) provides its services primarily to economically disadvantaged clients, 4) does not charge students, families, other clients, or schools for any of its services, 5) has not itself, nor have any of its affiliates or its parent organization, if any, been administratively or judicially formally accused of committing or determined to have committed fraud or any other material violation of law involving Federal, state, or local government funds, and 6) has submitted a written statement to the state grant agency certifying that each of the above criteria has been met and that the nonprofit organization will immediately notify the state grant agency, in writing, if it does not or cannot continue to meet any of those criteria.
4. **Scope of Services:** OSRHE agrees to provide the research services to the Entity set forth in **Exhibit A** ("Services"), in accordance with the terms and conditions of this Agreement. In exchange for the research services provided by OSRHE to Entity, Entity shall use its best efforts to encourage its students to follow through with their higher educational and financial aid pursuits. "Services" means, collectively, the services, deliverables, duties and responsibilities described in Exhibit A of this Agreement and any and all work necessary to complete them or carry them out fully and to the standard of performance required in this Agreement. The parties may, from time to time, request changes in the Scope of Services. Any such changes shall be documented by a written amendment to this Agreement signed by both parties.
5. **Compensation:** Each party agrees to provide the Services at no cost or at no reimbursement of expenses to the other party.
6. **Confidential Information, Dissemination of Information, Ownership, Survival:**
 - A. **Confidential Information:** In performance of this Agreement, both parties shall have access to or receive certain information that is not generally known to others ("Confidential Information"). Each party shall not use or disclose any Confidential Information or any finished or unfinished, documents, screens, reports, writings, procedural manuals, forms, source code, object code, work flow charts, methods, processes, data, data studies, drawings, maps, files, records, computer printouts, designs, equipment descriptions, or other materials prepared or generated as a result of this Agreement ("Work Product") without the prior written consent of the other party. Both parties shall use at least the same standard of care in the protection of the Confidential Information of the other party as each party uses to protect its own Confidential Information, but in any event such Confidential Information shall be protected in at least a commercially reasonable manner.

FAFSA Completion Agreement





Review the contract.

B. Highly Confidential Information: "Highly Confidential Information" means employee, volunteer, student, or teacher data including, but not limited to student identification number, social security number, phone number, email address, gender, ethnicity, race, foster care status, disabilities, school, grade, grade point average, standardized test scores, assessment data, after school activities, highest grade completed, discipline history, criminal history, free or reduced lunch qualifications, housing status, income, household income or payroll information. In performance of this Agreement, both parties shall have access to or receive Highly Confidential Information. Each party shall not use or disclose any Highly Confidential Information without the prior written consent of the other party.

C. Transmitting and Storing Highly Confidential Information: Both parties shall:

- i. When mailing physical copies of Highly Confidential Information, send the Highly Confidential Information in a tamper-proof, labeled container, with a tracking number and a delivery confirmation receipt;
- ii. Only mail Highly Confidential Information on electronic media if the Highly Confidential Information is encrypted. Encryption must use Advanced Encryption Standard ("AES") algorithm with a key of 256 bits or greater ("Encrypt"). The Highly Confidential Information mailed in accordance with the provisions of Section I, above;
- iii. Encrypt all Highly Confidential Information prior to transmitting it electronically. OSRHE shall not transmit any unencrypted Highly Confidential Information via email, instant messages or any other unencrypted protocols;
- iv. Not send any password or other information sufficient to allow decryption of Highly Confidential Information with the Encrypted Highly Confidential Information;
- v. Keep all physical copies (paper or other physical representations) of Highly Confidential Information under lock and key, or other sufficient physical access control measures to prevent unauthorized access. Neither party shall leave Highly Confidential Information unattended at any time;
- vi. Encrypt any Highly Confidential Information stored on electronic media. Further, such electronic media shall be kept locked, or other sufficient physical access control measures to prevent unauthorized access. Neither party shall leave Highly Confidential Information in electronic format, including computer databases, unsecured, meaning accessible without a password, and unattended at any time;
- vii. Both parties shall take precautions to ensure that access through modems, networks, and the Internet is carefully monitored and authorized users; and
- viii. Only authorized users within either organization who have signed a notarized Affidavit of Nondisclosure (Privacy Certification) of access to Highly Confidential Information, unless disclosure of Highly Confidential Information to a third party is authorized by the consent of both parties pursuant to Section D below.

D. Dissemination of Information: Neither party shall disseminate any Confidential Information or Highly Confidential Information to a third party without the prior written consent of the other party. If either party is presented with a request for documents by any administrative agency subpoena duces tecum regarding any Confidential Information, Highly Confidential Information or Work Product which may be in its possession, that party shall immediately give notice to the other party and its General Counsel with the understanding that the other party shall be obligated to withhold delivery of documents beyond the time ordered by a court of law or administrative agency, unless for production or subpoena is quashed or withdrawn, or the time to produce is otherwise extended. Each party shall cause its person, subcontractors, if any, to undertake the same obligations regarding confidentiality and dissemination of information as agreed to by the other party under this Agreement. **Neither party shall make any disclosure or publication whereby a sample unit or survey respondent (if students and schools) could be identified or the data furnished by or related to any particular person or school under these provisions could be identified.**

E. Ownership: All original research results, data, information, records and work product generated under this Agreement, including all intangible property (collectively "Work Product") shall be jointly owned by Entity and OSRHE. Each party agrees that all Confidential Information, Highly Confidential Information and preexisting intellectual property shall at all times be and remain the property of the party that such party shall execute all documents and perform all acts that the other party may request in order to assist the other party in perfecting rights in and to the Work Product and all intellectual property rights relating to the Work Product.

F. Use of Confidential Information, Highly Confidential Information, and Work Product: Each party warrants and represents that it will not use the Confidential Information, Highly Confidential Information or Work Product, unless in the aggregate, for any purpose not specifically identified in this agreement, including, but not limited to any research project whether internal or external to that party. Any use of the Confidential Information, Highly Confidential Information, or any Work Product not specifically contemplated in this Agreement shall be considered a material breach of this Agreement.

G. Third Party Confidential Information and Proprietary Information: Each party agrees not to utilize, analyze, reverse engineer, or exploit any third party Confidential Information or proprietary information in performing the Services regardless of where that party or its subcontractors possess Confidential Information or proprietary information (even if the third party Confidential Information or proprietary information is owned by the other party) unless that party has previously secured the appropriate authorization in writing from such third party. In accordance with the provisions of Section 12 of this Agreement, each party hereby agrees to indemnify and hold harmless the other party against any and all claims, demands and liabilities from any act or omission on the part of the service provider and/or its agents, servants, and employees in the performance of the contract. In the event of litigation, the prevailing party shall be entitled to its attorney's fees and costs as awarded by a court of competent jurisdiction. It is the express intention of the parties hereto that this agreement shall not be construed as, or given the effect of, creating a joint venture, partnership or affiliation or association that would otherwise render the parties liable as partners, agents, employer-employee or otherwise create any joint and several liability.

related to third party Confidential Information and proprietary information in connection with or arising out of the acts or omissions of the indemnifying party or its Staff under this Agreement.

H. Return or Destruction of Confidential Information and Highly Confidential Information: Each party shall, at the other party's option, destroy or return all Confidential Information and Highly Confidential Information to the other party upon demand within three (3) business days of demand. In addition, that party shall, at the other party's option, destroy or return all Confidential Information and Highly Confidential Information that belong to the other party within three (3) days of the expiration or termination of this Agreement. In the event the party to which the aforesaid information belongs elects to have the other party destroy the Confidential Information and Highly Confidential Information, that party shall provide an affidavit attesting to such destruction.

I. Staff and Subcontractors: Each party agrees to cause its personnel, staff and subcontractors, if any, to undertake the same obligations of confidentiality and ownership agreed to herein by that party.

J. Oklahoma Open Records Act: The parties acknowledge that this Agreement and all documents submitted to the Educational Entity related to this contract award are a matter of public record and are subject to the Oklahoma Open Records Act (Title 51 O.S. §§24A.1 – 24A.30 as amended) and any other comparable state and federal laws.

K. Information Security Procedures: It is critical that Highly Confidential Information be kept secure and protected from unauthorized disclosure. Therefore, all the Highly Confidential Information shared pursuant to this Agreement must be stored securely so that only authorized users within the organization have access to it. This means that computer data bases should be password protected; that precautions are taken to ensure that access through modems, networks, and the Internet is carefully monitored and limited to authorized users; and that paper files and other storage media are kept in secure locations.

L. Security Incidents: Each party shall report to the other all known or suspected Security Incidents. "Security Incident" means any unauthorized action by a known or unknown person which, if successfully completed, should reasonably be considered one of the following: a cyber-attack, denial of service (DoS/DDoS), disclosure of confidential customer or other sensitive information, misuse of system access, unauthorized access or intrusion (hacking), malware infection, unsolicited network reconnaissance, or any other activity that directly affects either of the party's Confidentiality, Integrity, and Availability of systems and/or data. "Security Incident" shall also include any contact by a law enforcement agency regarding any data. For purposes hereof, "the Parties" shall include any of their employees, agents, contractors or third parties including, without limitation, any vendors used by them that have access (either authorized or unauthorized) to the data.

M. Survival: The provisions of this Section shall survive the termination or expiration of this Agreement and only be ended with the complete and secure disposal of all confidential and / or highly confidential information and with the agreement of both parties.

7. Representations and Warranties of the Parties: Both parties represent and warrant that the following shall be true and correct as of the Effective Date of this Agreement and shall continue to be true and correct during the Term of this Agreement:

Compliance with Laws: The parties are and shall remain in compliance with all applicable federal, state, county, and municipal, statutes, laws, ordinances, and regulations relating to this Agreement, as amended from time to time, including but not limited to the Drug-Free Workplace, the Family Educational Rights and Privacy Act ("FERPA"), the Protection of Pupil Rights Amendment and any others relating to non-discrimination.

Authorization: Each party has taken all action necessary for the approval and execution of this Agreement, and execution by the persons signing on behalf of both parties is duly authorized and has been made with complete and full authority to commit both parties to all terms and conditions of this Agreement which shall constitute valid, binding obligations of each party.

8. Liability: The parties intend that each shall be responsible for its own intentional and negligent acts or omissions to act. The participating Entities that are subject to the Oklahoma Governmental Tort Claims Act shall be responsible for the acts and omissions to act of its officers and employees while acting within the scope of their employment according to the Governmental Tort Claims Act, Title 51 O.S. Section 151 et seq. All other Entities shall be responsible for any damages or personal injury caused by the negligent acts or omissions to act by its officers, employees or agents. Those Entities not covered by and subject to the Oklahoma Governmental Tort Claims Act agree to hold harmless the Oklahoma State Regents for Higher Education of any claims, demands and liabilities from any act or omission on the part of the service provider and/or its agents, servants, and employees in the performance of the contract. In the event of litigation, the prevailing party shall be entitled to its attorney's fees and costs as awarded by a court of competent jurisdiction. It is the express intention of the parties hereto that this agreement shall not be construed as, or given the effect of, creating a joint venture, partnership or affiliation or association that would otherwise render the parties liable as partners, agents, employer-employee or otherwise create any joint and several liability.

9. Non-Liability of Entity or OSRHE Officials: The parties agree that no member, employee, agent, officer or official of either party shall be personally charged by the other party, its members if a joint venture or any subcontractors with any liability or expense under the Agreement or be held personally liable under the Agreement to the other party, its members if a joint venture or any subcontractors.

10. Audit and Document Retention: Subject to state and federal laws regarding the disclosure of student information and the confidentiality provisions of

FAFSA Completion Agreement



Enter contact information, and ensure the contract is signed by your superintendent, board president, or chief executive.

this Agreement, all records referenced above and all records required to be maintained as part of the Services, shall be retained for five (5) years after completion of Services and shall be subject to inspection and audit by the other party. Each party shall include in all subcontractor agreements for Services provisions requiring subcontractors to maintain the above described records and allowing the other party, the Inspector General of the Entity, federal and state auditors the same right to inspect and audit said records as set forth herein. Data received pursuant to this Agreement shall be secured in accordance with standard audit requirements, and the parties shall retain records of access and use of such data for a period of three (3) years following the termination of this Agreement.

11. Notices: All notices required under this Agreement shall be in writing and sent to the addresses and persons set forth below, or to such other addresses as may be designated by a party in writing. All notices shall be deemed received when (i) delivered personally, or (ii) sent by email, or (iii) one day after deposit with a commercial express courier specifying next day delivery, with written verification of receipt. Refusal to accept delivery has the same effect as receipt.

ENTITY CONTACT:

Name/Title: _____
High School/Organization: _____
Address: _____
City, State, Zip: _____
Email address: _____

EMAIL SIGNED AGREEMENT TO:
Kelli Kelnar, Assistant Director for Outreach Services
Oklahoma College Assistance Program
kkelnar@ocap.org

In consideration of the mutual covenants and agreements contained in this Agreement, the Parties agree to the terms and conditions set forth herein and have caused this Agreement to be executed by their duly authorized representatives on the dates shown below. This Agreement may be signed in counterparts each of which shall be deemed to be an original and all of which together shall constitute one and the same instrument.

Entity	Oklahoma State Regents for Higher Education
Signature: _____	By: _____
Date: _____	Date: _____
Printed Name: _____	Printed Name: Melissa Neal
Title: _____ Superintendent/School Board President/Chief Executive Officer	Title: Executive Director Oklahoma College Assistance Program
School District/ Organization: _____	

7/29/2024 Page 4 of 6



Enter the name of
your school district.

FAFSA Completion Agreement

EXHIBIT A

SCOPE OF SERVICES

This Scope of Services shall be conducted pursuant to the terms and conditions of the Research and Data Security Agreement ("Agreement") dated _____ by and between the Oklahoma State Regents for Higher Education ("OSRHE") and _____ (the "Entity," School District, Organization). Defined terms used in this Scope of Services shall have the same meanings as those ascribed to such terms in the Agreement.

In furtherance of the objective outlined in the attached Agreement, the respective parties agree to do the following:

- If a high school, Entity hereby engages OSRHE to conduct an ongoing study to identify those students within the Entity to determine the FAFSA completion status of Entity students.
- If an eligible non-profit, Entity hereby engages OSRHE to conduct an ongoing study to identify students attending qualified schools for whom Entity may be able to provide scholarship aid under its assistance programs. OSRHE's services shall include the determination of FAFSA completion status of such students.

In order to facilitate this study and in accordance with the Family Educational Rights and Privacy Act ("FERPA"), TITLE 20, CHAPTER 31, SUBCHAPTER III, Part 4 § 1232g(b)(1)(F)*, Entity shall provide OSRHE with the following student data in a format specified by OSRHE and no later than December 15th of each year:


1. *District Code
2. *School Code (ACT Code)
3. *Student First Name
4. Student Middle Initial
5. *Student Last Name
6. *Date of Birth (YYYYMMDD)
7. *Gender (Male=1, Female=2)

*Required


With the authority provided pursuant to the disclosure provisions in the FAFSA that allow data sharing in order to facilitate the applicant's pursuit of financial aid, OSRHE shall share the following data with Entity:

On a biweekly basis between November and June each calendar year, the OSRHE will perform the FAFSA match so that Entity will be able to determine the FAFSA status of students associated with the Entity.

Shared data shall not be used for any purpose other than those described herein. All data shall be encrypted and securely shared between the parties and no data shall be shared outside of the parties except in the aggregate.



Identify the primary contact for your school, and list any additional users.

 **OK FDP**
Oklahoma FAFSA Data Portal

AUTHORIZED USERS

PRIMARY DATA (RECEIVER) POINT OF CONTACT/PRIMARY DATA CUSTODIAN

This person will supply the list of students to be matched.

Printed Name: _____

Title: _____

School/District/Entity Name: _____

Phone Number: _____

Physical Address: _____

Email Address: _____

ADDITIONAL AUTHORIZED USERS (MORE THAN THREE USERS MAY BE DESIGNATED. ATTACH ANOTHER FORM TO INCLUDE ADDITIONAL USERS.)

Name: _____ Title: _____

Email Address: _____ School/District: _____

Name: _____ Title: _____

Email Address: _____ School/District: _____

Name: _____ Title: _____

Email Address: _____ School/District: _____


Authorizing Official
Signed by Entity Designated Signatory: _____
(Must be signed by Superintendent, School Board President, Chief Executive Officer.)

Printed Name and Title: _____

Email Address: _____ Phone Number: _____

Date: _____

EMAIL COMPLETED DOCUMENTS TO:
Kelli Kelnar, Assistant Director for Outreach Services
Oklahoma College Assistance Program
kkelnar@ocap.org


7/26/2024 



Email completed documents to:

Kelli Kelnar
kkelnar@ocap.org

The primary contact and each authorized user will receive an email that includes a Privacy Certification form, instructions for using the portal, student list instructions, and a student list template.



PRIVACY CERTIFICATION

1. Confidential Information, Dissemination of Information, Ownership, Survival:

- A. **Confidential Information:** In performance of this Agreement, both parties shall have access to or receive certain information that is not generally known to others ("Confidential Information"). Each party shall not use or disclose any Confidential Information or any finished or unfinished, documents, screens, reports, writings, procedural manuals, forms, source code, object code, work flow charts, methods, processes, data, data studies, drawings, maps, files, records, computer printouts, designs, equipment descriptions, or other materials prepared or generated as a result of this Agreement ("Work Product") without the prior written consent of the other party. Both parties shall use at least the same standard of care in the protection of the Confidential Information of the other party as each party uses to protect its own Confidential Information, but in any event such Confidential Information shall be protected in at least a commercially reasonable manner.
- B. **Highly Confidential Information:** "Highly Confidential Information" means employee, volunteer, student, or teacher data including, but not limited to student identification number, social security number, phone number, email address, gender, ethnicity, race, foster care status, disabilities, school, grade, grade point average, standardized test scores, assessment data, after school activities, highest grade completed, discipline history, criminal history, free or reduced lunch qualifications, housing status, income, household income or payroll information. In performance of this Agreement, both parties shall have access to or receive Highly Confidential Information. Each party shall not use or disclose any Highly Confidential Information without the prior written consent of the other party.
- C. **Transmitting and Storing Highly Confidential Information:** Both parties shall:
 - i. When mailing physical copies of Highly Confidential Information, send the Highly Confidential Information in a tamper-proof, labeled container, with a tracking number and a delivery confirmation receipt;
 - ii. Only mail Highly Confidential Information on electronic media, such as CDs, DVDs, electronic tape, etc., if the Highly Confidential Information is encrypted. Encryption must utilize the Advanced Encryption Standard ("AES") algorithm with a key of 256 bits or greater ("Encrypt"). The Highly Confidential Information shall only be mailed in accordance with the provisions of Section I, above;
 - iii. Encrypt all Highly Confidential Information prior to transmitting it electronically. OSRHE shall not transmit any unencrypted Highly Confidential Information via email, blackberry, blackjack, instant messages or any other unencrypted protocols;
 - iv. Not send any password or other information sufficient to allow decryption of Highly Confidential Information with the Encrypted Highly Confidential Information;
 - v. Keep all physical copies (paper or other physical representations) of Highly Confidential Information under lock and key, or otherwise have sufficient physical access control measures to prevent unauthorized access. Neither party shall leave Highly Confidential Information unsecured and unattended at any time;
 - vi. Encrypt any Highly Confidential Information stored on electronic media, such as CDs, DVDs, tape, flash drives, etc. Further, such electronic media shall be kept locked, or otherwise have sufficient physical access control measures to prevent unauthorized access. Neither party shall leave Highly Confidential Information in any electronic format, including computer databases, unsecured, meaning accessible without a password, and unattended at any time;
 - vii. Both parties shall take precautions to ensure that access through modems, networks, and the Internet is carefully monitored and limited to authorized users; and
 - viii. Only authorized users within either organization who have signed a notarized Affidavit of Nondisclosure shall have access to Highly Confidential Information, unless disclosure of Highly Confidential Information to a third party is authorized by the prior written consent of both parties pursuant to Section D below.
- D. **Dissemination of Information:** Neither party shall disseminate any Confidential Information or Highly Confidential Information to a third party without the prior written consent of the other party. If either party is presented with a request for documents by any administrative agency or with a subpoena duces tecum regarding any Confidential Information, Highly Confidential Information or Work Product which may be in that party's possession, that party shall immediately give notice to the other party and its General Counsel with the understanding that the other party shall have the opportunity to contest such process by any means available to it prior to submission of any documents to a court or other third party. Neither party shall be obligated to withhold delivery of documents beyond the time ordered by a court of law or administrative agency, unless the request for production or subpoena is quashed or withdrawn, or the time to produce is otherwise extended. Each party shall cause its personnel, staff and

subcontractors, if any, to undertake the same obligations regarding confidentiality and dissemination of information as agreed to by both parties under this Agreement. Neither party shall make any disclosure or publication whereby a sample unit or survey respondent (including students and schools) could be identified or the data furnished by or related to any particular person or school under these sections could be identified.

- E. **Ownership:** All original research results, data, information, records and work product generated under this Agreement, including all tangible or intangible property (collectively "Work Product") shall be jointly owned by Entity and OSRHE. Each party agrees that all Confidential Information, Highly Confidential Information and preexisting intellectual property shall at all times be and remain the property of the party that supplied it. Each party shall execute all documents and perform all acts that the other party may request in order to assist the other party in perfecting or protecting its rights in and to the Work Product and all intellectual property rights relating to the Work Product.
- F. **Use of Confidential Information, Highly Confidential Information, and Work Product:** Each party warrants and represents that it shall not use the Confidential Information, Highly Confidential Information or Work Product, unless in the aggregate, for any purpose not specifically identified in this agreement, including, but not limited to any research project whether internal or external to that party. Any use of the Confidential Information, Highly Confidential Information, or any Work Product not specifically contemplated in this Agreement shall be considered a material breach of this Agreement.
- G. **Third Party Confidential Information and Proprietary Information:** Each party agrees not to utilize, analyze, reverse engineer, or otherwise exploit any third party Confidential Information or proprietary information in performing the Services regardless of where that party obtained the third party Confidential Information or proprietary information (even if the third party Confidential Information or proprietary information was provided by the other party) unless that party has previously secured the appropriate authorization in writing from such third party. In accordance with the provisions of Section 12 of this Agreement, each party hereby agrees to indemnify and hold harmless the other party against any and all claims related to third party Confidential Information and proprietary information in connection with or arising out of the acts or omissions of the indemnifying party or its Staff under this Agreement.
- H. **Return or Destruction of Confidential Information and Highly Confidential Information:** Each party shall, at the other party's option, destroy or return all Confidential Information and Highly Confidential Information to the other party upon demand within three (3) business days of demand. In addition, that party shall, at the other party's option, destroy or return all Confidential Information and Highly Confidential Information that belongs to the other party within three (3) days of the expiration or termination of this Agreement. In the event the party to which the aforesaid information belongs elects to have the other party destroy the Confidential Information and Highly Confidential Information, that party shall provide an affidavit attesting to such destruction.
- I. **Staff and Subcontractors:** Each party agrees to cause its personnel, staff and subcontractors, if any, to undertake the same obligations of confidentiality and ownership agreed to herein by that party.
- J. **Oklahoma Open Records Act:** The parties acknowledge that this Agreement and all documents submitted to the Educational Entity related to this contract award are a matter of public record and are subject to the Oklahoma Open Records Act (Title 51 O.S. §§24A.1 - 24A.30 as amended) and any other comparable state and federal laws.
- K. **Information Security Procedures:** It is critical that Highly Confidential Information be kept secure and protected from unauthorized disclosure. Therefore, all the Highly Confidential Information shared pursuant to this Agreement must be stored securely so that only authorized users within the organization have access to it. This means that computer data bases should be password protected; that precautions are taken to ensure that access through modems, networks, and the Internet is carefully monitored and limited to authorized users; that data tapes, disks, paper files and other storage media are kept in secure locations.
- L. **Security Incidents:** Each party shall report to the other all known or suspected Security Incidents. "Security Incident" means any unauthorized action by a known or unknown person which, if successfully completed, should reasonably be considered one of the following: a cyber-attack, denial of service (DoS/DDoS), disclosure of confidential customer or other sensitive information, misuse of system access, unauthorized access or intrusion (hacking), malware infection, unsolicited network reconnaissance, or any other activity that directly affects either of the party's Confidentiality, Integrity, and Availability of systems and/or data. "Security Incident" shall also include any contact by a law enforcement agency regarding any data. For purposes hereof, "the Parties" shall include any of their employees, agents, contractors or third parties including, without limitation, any vendors used by them that have access (either authorized or unauthorized) to the data.
- M. **Survival:** The provisions of this Section shall survive the termination or expiration of this Agreement and only be ended with the complete and secure disposal of all confidential and / or highly confidential information and with the agreement of both parties

signature, I certify that I have read and understand that the data received by my eligible entity is confidential and shared data shall not be used for any other than those described in the FAFSA Data Portal Completion Agreement, Part 6, A-M.

Name _____
School/District/Entity Name _____

The primary contact and each authorized user must submit a Privacy Certification.



INSTRUCTIONS FOR USING THE OKLAHOMA FAFSA DATA PORTAL (OK-FDP)

Go to the web site: <https://www.okhighered.org/fafsaweb/>

In the upper right corner, click on **Log In**. If you have not logged in before, click on **Register** and set up your account (choose your school — at least one of them).

I, Irala Magee, will activate your account and assign your additional schools if necessary.

I will need a list of students for your school/district. This can be sent once for the year or you can resend the list if you have new students transfer in during the year.

- ▶ Come back to the same site (at least 24 hours later) and log in using your email address and the password you used to set up your account.
- ▶ In order to review your students, click on **Student Detail** and the **FAFSA year** you wish to review.
- ▶ You will see a list of your students that have matched the FAFSA data in some way.
- ▶ You will see several columns of information that you will find helpful:
 - Completed FAFSA
 - FAFSA Detail
 - Date App Submitted
 - Selected for Verification

COMPLETED FAFSA:

- **Complete:** student has a valid FAFSA filed with the U.S. Department of Education.
- **Not Complete:** generally, this means that the student has filed a FAFSA, but there is something incomplete or some type of error.
- **No Parent Signature or No Student Signature:** generally this means that the student filed a FAFSA; however, the parent and/or student failed to add his/her electronic signature (FSA ID). Other errors may be present, but this is the first correction to make.

FAFSA DETAIL:

- This column gives a little more detail about the student's FAFSA filing status.

DATE APP SUBMITTED:

- This is the date the FAFSA was submitted.

10/02/2023

Page 1 of 2

SELECTED FOR VERIFICATION:

- Any time a "Y" appears in this column, it means that the college or university will require additional information to confirm what the student and parent have entered on the FAFSA.
- The box in the center allows you to search for certain students and allows you to view the list in various ways. FAFSA Status is a drop-down list that allow you to view students by their status. You can also export the list as an Excel file or a comma delimited text file.

THERE ARE A FEW THINGS YOU NEED TO KEEP IN MIND:

- The system looks only at the highest transaction for each student. If a student has a valid FAFSA then updates something and does not add signature(s), it may show as not complete.
- If the student listed their state residency as AR, KS, TX or any other state, they will not match the data we use because we only compare to Oklahoma resident FAFSA data.
- If you give a list to us that contains nicknames instead of legal names, it may not match the FAFSA data and not show up at all even though the student has filed a FAFSA.
- If the name or date of birth is incorrect on your list or on the FAFSA, it will not show up.
- If a student filed a FAFSA in the last couple of days it may not appear. It takes a couple of days to process and generally this portal is updated once per week. On the summary page there is a statement "Data updated date time."

Under the menu selection **Student Detail** (at the bottom) is a selection, "Missing Student." If you know of a student that you believe has filed the FAFSA and does not show up on your list, you can give me, Irala Magee, that information and I will do some research to see if I can determine what might be causing the student to not appear.

When you are finished, please be sure to click **Log Off** in the upper right corner to ensure the security of this information.

QUESTIONS:

Irala Magee
Oklahoma State Regents for Higher Education
magee@osrhe.edu

Kelli Keinar
Oklahoma College Assistance Program
kkeinar@ocap.org

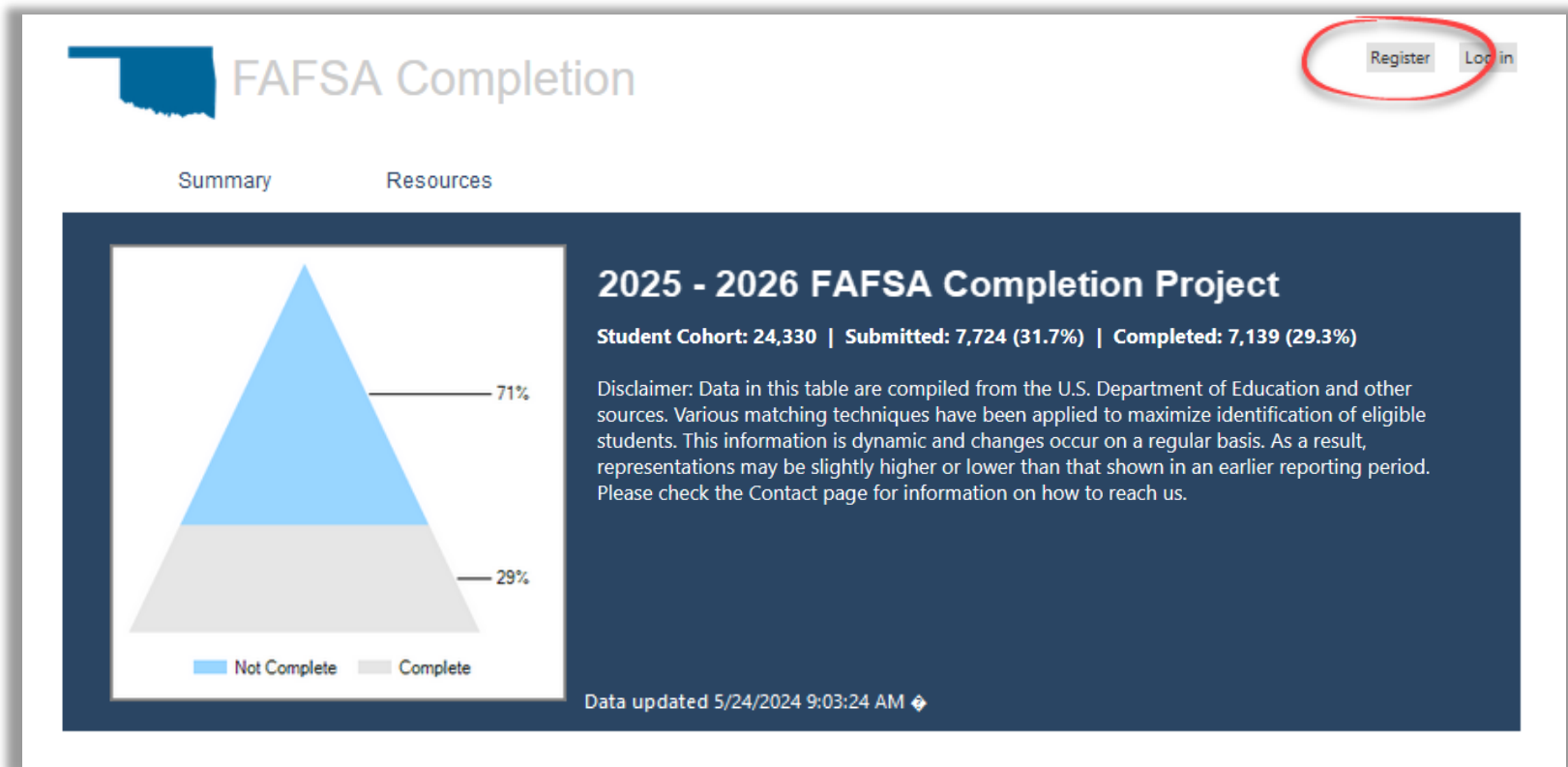
Page 2 of 2



The primary contact and each authorized user will receive instructions for using the FAFSA Data Portal.

FAFSA Data Portal Instructions





After submitting your Privacy Certification, follow the instructions to register as a user.

OKhighered.org/fafsaweb/

Register. Use this page to request a new account.

Thank you for your interest in the FAFSA Completion Portal. The System Administrator will review all registration requests and allow access to approved users.

Passwords are required to be a minimum of 6 characters in length.

Username (Email Address)

test@email.com

Password

••••••

Confirm password

••••••

Register

First Name and Middle Initial

Jane

Last Name

Smith

Title and Phone

Counselor

4055551234

School

OWASSO HS (372785)

Comments

**After submitting
your Privacy
Certification,
follow the
instructions to
register as a user.**



OKLAHOMA FAFSA DATA PORTAL STUDENT LIST INSTRUCTIONS

Create File to Submit: In Excel (or other equivalent program), enter students starting on Row 1 (do not use headers in the file) in the following format:

COLUMN	A	B	C	D	E	F	G
Field Name	District Code	School Code	Student's Legal First Name	Student's Legal Middle Initial	Student's Legal Last Name	Student's Date of Birth	Student's Gender
Field Length (maximum)	See Notes*	See Notes*	12	1	16	See Notes	1
Required	Yes	Yes	Yes	No	Yes	Yes	No
Notes	Please contact images@osthe.edu for this code	Please contact images@osthe.edu for this code				Must be in format YYYYMMDD. Do not use dashes or slashes (for assistance on this field see below**)	Use 1 if Male; Use 2 if Female. Do not use M or F

Once the file is created go to the **Save As...** option

- Under the file name, use the name (HighSchool)(GradClass) (for example: Millwood2024). Do not include the symbols '#' (pound sign) or '.' (comma) anywhere in the file name.
- Under Save As type: **highlight CSV (Comma Delimited) (*.csv)**.
- Save the file; remember which folder you saved it to.
- Go to <https://okhighered.org/SEFT-FDP/>.
- Type in your email address and the school or district list you are submitting.
- Click **Browse** to go to the folder where you saved the file, then select the **File**.
- In the **Captcha Code** box enter the combination of letters and numbers above the box. Be careful to enter it exactly as it appears.
- Click on **Send Your File(s)**.
- A **Confirmation Page** should appear. You can print this for your records if you wish.

*Your District Code is the one listed by the Oklahoma State Department of Education in the Oklahoma Public School District Directory (##-C###). Your School Code is your high school's ACT code (#####).

** The following directions are for Excel... other programs should have a similar option:

- Enter birthday in the normal format: MM/DD/YYYY
- Right click on Column F and highlight **Format Cells...**
- Click on **Number** tab; Highlight **Custom** under **Category**;
- In the **Type** box type YYYYMMDD; click **OK**

10/02/2023

The primary contact and each authorized user will receive instructions and a template for uploading your list of seniors. Use your student's LEGAL name.

	A	B	C	D	E	F	G	H
1	District Code XX-XXXX	School Code XXXXXX	Student's Legal First Name 12 character maximum	Student's Legal Middle Initial (Not required)	Student's Legal Last Name 16 character maximum	Student's Date of Birth YYYYMMDD	Student's Gender M=1 F=2	Before submitting this list, delete this row [Row 1] and save the file in CSV format.
2								
3								
4								
5								
6								
7								
8								
9								
10								
11								
12								
13								
14								
15								

Student List Instructions



2025-26 Detail Use this page to view and download student data.

School Name	First Name	Last Name	State ID	DOB	Completed FAFSA	FAFSA Detail	Date App Submitted	Selected for Verification
BROKEN ARROW HS	STUDENT NAME	STUDENT NAME		10/1/07	Not Complete	No FAFSA Match		
BROKEN ARROW HS	STUDENT NAME	STUDENT NAME		1/14/08	No Student Signature	Student's signature missing from FAFSA	2024-10-06	N
BROKEN ARROW HS	STUDENT NAME	STUDENT NAME		8/17/07	Complete	Completed FAFSA Application	2024-10-01	N
BROKEN ARROW HS	STUDENT NAME	STUDENT NAME		5/5/07	Complete	Complete FAFSA Application	2024-10-16	Y
BROKEN ARROW HS	STUDENT NAME	STUDENT NAME		11/21/07	No Student Signature	Student's signature missing from FAFSA	2024-11-18	
BROKEN ARROW HS	STUDENT NAME	STUDENT NAME		2/14/08	Complete	Complete FAFSA Application	2024-11-04	N
BROKEN ARROW HS	STUDENT NAME	STUDENT NAME		3/15/08	Not Complete	No FAFSA Match		
BROKEN ARROW HS	STUDENT NAME	STUDENT NAME		7/30/07	Not Complete	No FAFSA Match		
BROKEN ARROW HS	STUDENT NAME	STUDENT NAME		12/13/07	No Parent Signature	Parent's signature missing from online FAFSA	2024-12-04	N
BROKEN ARROW HS	STUDENT NAME	STUDENT NAME		9/18/07	Not Complete	No FAFSA Match		

After logging in, you'll see specific information for your school.

This includes first name, last name, date of birth, FAFSA submission date, and more.

FAFSA Data Portal Dashboard

School Name	First Name	Last Name	State ID	DOB	Completed FAFSA	FAFSA Detail	Date App Submitted	Selected for Verficiation
BROKEN ARROW HS	STUDENT NAME	STUDENT NAME		10/1/07	Not Complete	No FAFSA Match		
BROKEN ARROW HS	STUDENT NAME	STUDENT NAME		1/14/08	No Student Signature	Student's signature missing from FAFSA	2024-10-06	N
BROKEN ARROW HS	STUDENT NAME	STUDENT NAME		8/17/07	Complete	Completed FAFSA Application	2024-10-01	N

School has never used OK-FDP

> FAFSA Completion Agreement

> Authorized Users Form

> Privacy Certifications

The form is titled "FAFSA DATA PORTAL COMPLETION AGREEMENT" and is for "High Schools and Eligible Non-Profit Organizations Between School Entity and the Oklahoma State Reports for Higher Education". It includes sections for "RECITALS" and "INTRODUCTION". The "RECITALS" section contains four numbered items (A, B, C, D) detailing the purpose and terms of the agreement. The "INTRODUCTION" section contains a "NOW, THEREFORE" clause and a list of "Terms of Agreement" with numbered items (1, 2, 3, 4, 5, 6).

The form is titled "AUTHORIZED USERS" and is for the "PRIMARY DATA (RECEIVER) POINT OF CONTACT/PRIMARY DATA CUSTODIAN". It includes fields for "Printed Name", "Title", "School/District/Entity Name", "Phone Number", and "Physical Address". Below these fields is a section for "ADDITIONAL AUTHORIZED USERS (MORE THAN THREE USERS MAY BE DESIGNATED, ATTACH ANOTHER FORM TO INCLUDE ADDITIONAL USERS.)" with multiple rows for "Name", "Title", "School/District", "Email Address", and "Phone Number". The form also includes a section for "Authorizing Official" with fields for "Signed by Entity Designated Signatory" and "Printed Name and Title".

The form is titled "PRIVACY CERTIFICATION" and is for the "OK-FDP Oklahoma FAFSA Data Portal". It includes a section for "Confidential Information, Dissemination of Information, Ownership, Service" with numbered items (A, B, C, D, E, F, G, H, I, J, K, L, M, N, O, P, Q, R, S, T, U, V, W, X, Y, Z). The items describe the handling and protection of confidential information.

What paperwork do I need?



Same Superintendent / Same Users



- > No paperwork needed!
- > Upload new list of seniors NOW!

What paperwork do I need?

New Superintendent

> FAFSA Completion Agreement

> Privacy Certifications (only for new users this year)




What paperwork do I need?

Same Superintendent / New Users

> Authorized Users Form

> Privacy Certifications
(only for new users this year)



The person will supply the list of students to be matched

AUTHORIZED USERS

PRIMARY DATA (RECEIVER) POINT OF CONTACT/PRIMARY DATA CUSTODIAN

Printed Name: _____
Title: _____
School/District/Entity Name: _____
Phone Number: _____
Physical Address: _____
Email Address: _____

ADDITIONAL AUTHORIZED USERS (MORE THAN THREE USERS MAY BE DESIGNATED. ATTACH ANOTHER FORM TO INCLUDE ADDITIONAL USERS.)

Name: _____ Title: _____
Email Address: _____ School/District: _____

Name: _____ Title: _____
Email Address: _____ School/District: _____

Name: _____ Title: _____
Email Address: _____ School/District: _____

Authorizing Official
Signed by Entity Designated Signatory
(Must be signed by Superintendent, School Board President, Chief Executive Officer)

Printed Name and Title: _____
Email Address: _____ Phone Number: _____
Date: _____

EMAIL COMPLETED DOCUMENTS TO:
Kelli Miller, Assistant Director of Student Services
Oklahoma College Assurance Program
kml@okfdp.org

7/20/2024 OK FDP



PRIVACY CERTIFICATION

1. Confidential Information, Dissemination of Information, Ownership, Transfer

A. Confidential Information: In performance of this Agreement, both parties shall have access to or receive certain information that is not generally known to others (Confidential Information). Each party shall not use or disclose any Confidential Information or any portion thereof, including, but not limited to, documents, contracts, reports, writings, proposals, methods, formulas, data, software, code, files, data, files with their contents protected, files, databases, images, designs, maps, files, manuals, computer programs, designs, computer programs, or other electronic information, in any form or medium, without the prior written consent of the other party. This prohibition shall not apply to the production of the Confidential Information of the other party as each party uses to produce its own Confidential Information, but in no event shall Confidential Information be produced in a form or medium that is not a Confidential Information.

B. Highly Confidential Information: "Highly Confidential Information" means employee, volunteer, student, or teacher data including, but not limited to student identification number, social security number, phone number, email address, gender, ethnicity, race, foster care status, disabilities, school grade, grade point average, standardized test scores, assessment data, after school activities, special needs, completed, discipline history, criminal history, this or related court proceedings, housing status, income, household structure or support information. In performance of this Agreement, both parties shall have access to or receive Highly Confidential Information. Each party shall not use or disclose any Highly Confidential Information without the prior written consent of the other party.

C. Transmission and Storage of Highly Confidential Information: Both parties shall:

- When handling physical copies of Highly Confidential Information, send the Highly Confidential Information in a tamper-proof, labeled container, with tracking number and a delivery confirmation receipt.
- Only store Highly Confidential Information on electronic media, such as CDs, DVDs, electronic files, etc., if the Highly Confidential Information is encrypted. Encryption must utilize the Advanced Encryption Standard (AES) algorithm with a key of 256 bits or greater (256-bit). The Highly Confidential Information shall only be stored in accordance with the provisions of Section 4 above.
- Encrypt all Highly Confidential Information prior to transmitting it electronically. CDFPE shall not transmit any unencrypted Highly Confidential Information via email, Blackboard, Blackboard, instant messaging or any other unencrypted protocols.
- Not send any password or other information sufficient to allow decryption of Highly Confidential Information with the Encrypted Highly Confidential Information.
- Keep all physical copies (paper or other physical representations) of Highly Confidential Information under lock and key, or otherwise have sufficient physical access control measures to prevent unauthorized access. Neither party shall have Highly Confidential Information produced and unattended at any time.
- Encrypt any Highly Confidential Information stored on electronic media, such as CDs, DVDs, files, both when on, further, each electronic media shall be kept locked, or otherwise have sufficient physical access control measures to prevent unauthorized access. Neither party shall have Highly Confidential Information on any electronic device, including computer, tablet, smartphone, or any other electronic device, without a password, and unattended at any time.
- Both parties shall use procedures to ensure that access through routers, networks, and the Internet is tightly restricted and limited to authorized users, and
- Only authorized users within either organization who have signed a written Release of Information that has access to Highly Confidential Information, unless disclosure of Highly Confidential Information to a third party is authorized by the prior written consent of both parties pursuant to Section 5 above.

D. Dissemination of Information: Neither party shall disseminate any Confidential Information or Highly Confidential Information to a third party without the prior written consent of the other party. If either party is presented with a request or demand by an administrative agency or other appropriate Agency to disclose any Confidential Information, Highly Confidential Information or Work Product which may be the other party's possession, the party shall immediately give notice to the other party and the General Counsel with the understanding that the other party shall have the opportunity to correct such process by any means available to it prior to submission of any documents to a court or other third party. Neither party shall be required to withdraw defense of documents beyond the time otherwise a court of law or administrative agency unless the request for production or subpoena is qualified or withdrawn, or the time to produce is otherwise extended. Each party shall cause its personnel, staff and

4/20/2023 Page 1 of 3

What paperwork do I need?

OK  FDP

Oklahoma FAFSA Data Portal

Kelli Kelnar

kkelnar@ocap.org

OKhighered.org/OK-FDP



OKLAHOMA STATE REGENTS
FOR HIGHER EDUCATION

Improving our future by degrees



NONPARTICIPATION FORM

Free Application for Federal Student Aid (FAFSA) Completion Requirement

A. In accordance with [70 O.S. § 1210.508-6](#) beginning with the 2024-2025 school year, in order to graduate from a public high school accredited by the State Board of Education, students shall complete and submit a Free Application for Federal Student Aid (FAFSA).

B. A student shall not be required to comply with the provisions of subsection A of this section if:

1. The student's parent or legal guardian submits a signed form authorizing the student to opt out of the requirement of subsection A of this section;
2. A student age eighteen (18) or older submits a signed form authorizing him or her to opt out of the requirement of subsection A of this section; or
3. A school counselor authorizes a student to opt out of the FAFSA graduation requirement

School District Name:		
Student Name:	Date of Birth (mm/dd/yyyy):	
Parent / Legal Guardian Name:	Name of School:	
Home Address:		
City:	State:	Zip:
Telephone:	Email:	
Rationale for Nonparticipation (optional)		

I am the parent or legal guardian, of the student referenced above, and I am electing to not have them complete the FAFSA application as part of their graduation plan.

Print Parent / Legal Guardian Name:	
Parent / Legal Guardian Signature:	Date:

I am the student referenced above, and I am of legal age (18 and above) and I am electing to not complete the FAFSA application as part of my graduation plan.

Print Student Name:	
Student Signature:	Date:

I am the counselor of the student referenced above, and I am electing to not have them complete the FAFSA application as part of their graduation plan.

Print Counselor Name:	
Counselor Signature:	Date:

Located on SDE's
**College & Career
Readiness** page
near the bottom.

[https://sde.ok.gov/
college-career](https://sde.ok.gov/college-career)

Opt-Out Form



I am the **parent or legal guardian**, of the student referenced above, and I am electing to not have them complete the FAFSA application as part of their graduation plan.




I am the **student** referenced above, and I am **of legal age (18 and above)** and I am electing to not complete the FAFSA application as part of my graduation plan.



I am the **counselor of the student** referenced above, and I am electing to not have them complete the FAFSA application as part of their graduation plan.

Providing a reason for nonparticipation is optional.



StudentAid.gov Account Creation

CREATING A STUDENTAID.GOV ACCOUNT



UCanGo2.org
WITHIN REACH ... WITHIN YOU

CREATING A STUDENTAID.GOV ACCOUNT WITHOUT A SOCIAL SECURITY NUMBER



UCanGo2.org
WITHIN REACH ... WITHIN YOU

UCanGo2.org/publications/HS.html

CREATING A STUDENTAID.GOV ACCOUNT



UCanGo2.org
WITHIN REACH ... WITHIN YOU

StudentAid.gov Account with a SSN

Create an Account

Step 3 of 7

Personal Information

I understand that I'll be required to verify that the information I provide to create an account (FA ID) is true and correct and that I'm the individual I claim to be. If I'm not the person I claim to be, I understand that I'm not authorized to proceed and that I should exit this form now. If I provide false or misleading information, I understand that I might be subject to a fine, prison time, or both.

First Name

Middle Initial

Last Name

Date of Birth

Month Day Year

Social Security Number

Note: A user can only have one account associated with his or her Social Security number.

Personal Information

Enter your name exactly how it appears on your Social Security card.

Enter the correct month, date and year of your birth.

Enter your Social Security Number accurately.



Username and Password

Username can be 6-30 characters long—a combination of letters and numbers. Not case sensitive.

Create and confirm your password; 8-30 characters long—a combination of numbers, upper- and lowercase letters.

Choose 'Show Password' to see the information you're entering.

Account Information

Because financial aid agreements are legally binding, you can't create an account for someone else, even another family member. Parents and students must create their own accounts.

Username

Email Address

Confirm Email Address

Password

Display
 Conceal
 Number
 8+ characters

Confirm Password



Verify Email & Phone Number

Student Aid will send a code to your cell phone and/or your email address. You'll provide the code here to set up your StudentAid.gov account. The code will serve as confirmation of the information you've provided.

Step 7 of 7

Account Recovery

Only a verified email address OR a verified mobile phone number is required, but if you provided both on previous screens, you MUST verify both below.

Verify My Mobile Phone Number



Two-Step Authentication

Installing an Authenticator App isn't required, but it's recommended as an added way to keep your information safe and secure.

You can download your own Authenticator App, or set one up directly from the StudentAid.gov account creation screen.

FederalStudentAid

Create an Account

Enable Two-Step Verification

Protect Your Account with Two-Step Verification

Whenever you sign in, we'll send a verification code to make sure it's really you. To keep your account protected, make sure your email is verified. We also suggest setting up verification using a secure authenticator app.

Your verified mobile phone can be used to log in.

Email Verification student@gmail.com

Use an Authenticator App (Most Secure Option)

Use an authenticator app that you've downloaded from a mobile app store to create two-step verification codes. Codes only apply to you — they can't be used by anyone else to log in. Learn more.

Set Up an Authenticator App



StudentAid.gov Account Creation with SSN

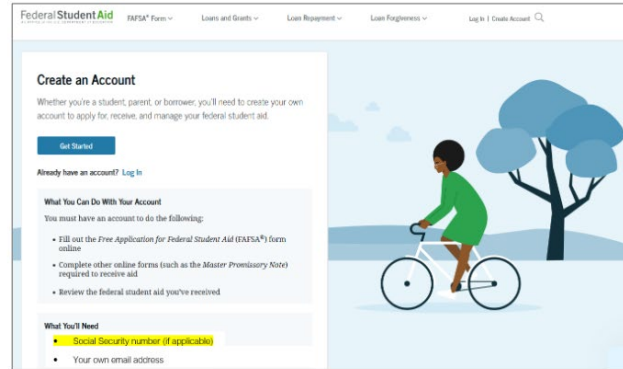
CREATING A STUDENTAID.GOV ACCOUNT WITHOUT A SOCIAL SECURITY NUMBER



UCanGo2TM
WITHIN REACH ... WITHIN YOU

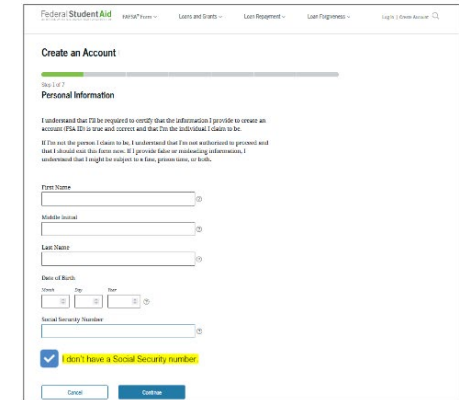
StudentAid.gov Account Creation without a SSN

Read through the information provided and get started.



Personal Information

- Name
- Date of Birth
- If you don't have a Social Security number, check the highlighted box
- Press 'Continue'



Warning Will Appear

This box will appear when you hit 'Continue'.

If you are the parent or spouse of a student applying for aid and you do not have an SSN, click 'Continue Without SSN'.

Warning: Your Account Will Be Limited Without SSN

If you create an account without an SSN, you'll be limited in what you can do. You should only continue creating an account without an SSN if one of the following statements is true for you:

- I am a parent or spouse of a student who is applying for aid and I do not have an SSN.
- I am a citizen of the **Freely Associated States** and need to complete the FAFSA form online.

Note: Any previously completed FAFSA forms won't be linked to your account. You will still be able to access information from 2023-24 FAFSA forms if you use your identifiers on the FAFSA rules page.

Go Back Continue Without SSN

Knowledge Based Questions

IDENTITY VERIFICATION

Which of the following is the street name of your most recent previous address?

Florida Ave NW
 Senate Street
 Langston Place
 None of the above

Which of these phone numbers have you ever used previously?

(314) 775-5132
 (970) 440-6966
 (320) 763-0913
 None of the above

Which of the following is a current or previous employer?

Adidas
 The Walt Disney Company
 Nike
 None of the above

Which of the following people lives or owns property in Tularia?

Aanya Jayaram
 Leo Knight
 Justine Marshall

- These questions are derived from personal identifiers used in the previous steps.
- The questions asked are generated by a credit bureau, but no credit check is done.
- Questions will differ among individuals.
- One to four questions will be generated and all questions must be answered to proceed.



StudentAid.gov Account Creation without a SSN

Federal Student Aid recently reported:

- Use email address as contact method instead of phone number



- Avoid the two-step authentication process

STUDENTAID.GOV ACCOUNT WORKSHEET



FAFSA.gov

StudentAid.gov accounts are required for students and parents to access and electronically sign the FAFSA. Dependent students will also need to create an account. **KEEP IN A SAFE PLACE.**

- 1 ENTER AN EMAIL ADDRESS**
The email address must be unique to each individual. You will not be able to use the same email address for both you and your parent. **DO NOT** use high school email accounts.
- 2 CREATE A USERNAME**
Must be 6-30 characters. Avoid using personal identifiers like your name or birthdate.
- 3 CREATE A PASSWORD**
Must be 8-30 characters and contain upper- and lowercase letters and numbers. Avoid personal identifiers.
- 4 COMPLETE YOUR PROFILE**
1. Enter your Social Security number, if you have one. Parents without Social Security numbers must create a StudentAid.gov account.
2. Enter your birthdate
3. Enter your name exactly as it is listed on your social security card
StudentAid.gov accounts are confirmed within 3 to 5 days. Errors can cause delays.
- 5 CHALLENGE QUESTIONS & ANSWERS**
There are four challenge questions and answers. Select the questions from drop down menu and enter answers below.
1. _____ 3. _____
2. _____ 4. _____
- 6 VERIFY YOUR EMAIL ADDRESS & MOBILE PHONE NUMBER**
FSA will send an email with a code that must be entered to verify your email address. FSA will also send a code used to verify your mobile phone number.
- 7 COMPLETE THE TWO-STEP VERIFICATION PROCESS**
To verify the information used to create your StudentAid.gov account username and password, you must use at least one verification method to utilize two-step verification. Use one of these options: SMS or Authenticator app.
- 8 KEEP TRACK OF IMPORTANT NUMBERS**
A backup code will be generated when you create your account or when you enable two-step verification. This code lets you access your account if you can't use the two-step verification method. If it gets lost, you can generate a new one. Select "Generate a New Backup Code" under "Two-Step Verification" in Settings. Contact 1-800-4-FED-AID for assistance. Save your backup code here: _____

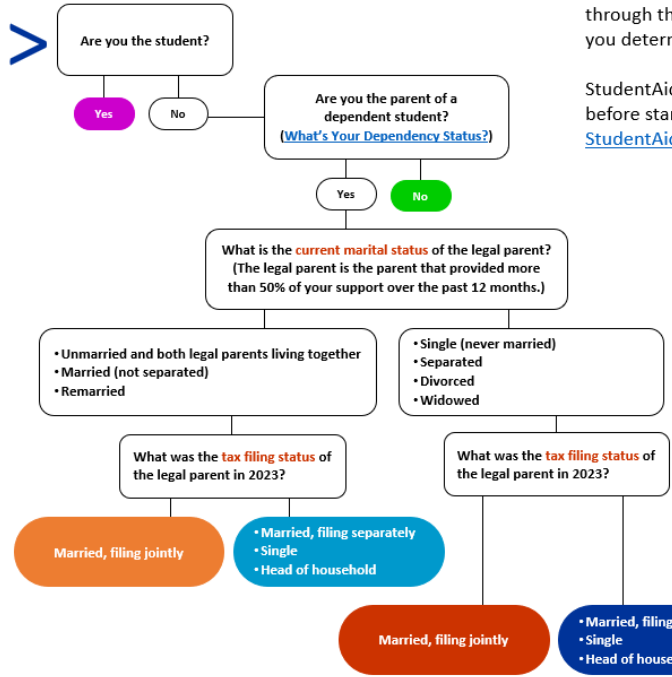
Instrucciones para sacar una cuenta de StudentAid.gov

FAFSA.gov

Se requieren cuentas de StudentAid.gov para que los estudiantes y los padres accedan y firmen electrónicamente la FAFSA. Padre(s) del estudiante dependiente también necesitarán crear una cuenta. El padre o madre de un estudiante dependiente también necesitará crear una cuenta. **DEBEN GUARDAR ESTA INFORMACION EN UN LUGAR SEGURO.**

- 1 Escriba su dirección de correo electrónico**
El dirección de correo electrónico tiene que ser único a cada individuo. No se podrá utilizar el mismo correo electrónico para el estudiante y el padre. **NO SE PUEDEN USAR** una dirección de correo electrónico de la escuela secundaria.
- 2 Crea un nombre de usuario**
Tiene que tener 6-30 caracteres. Evita usar identificadores personales como un nombre o fecha de nacimiento.
- 3 Crea una contraseña**
Tiene que tener 8-30 caracteres e incluir tres de los siguientes: letras mayúsculas, letras minúsculas, números y caracteres especiales. Evita identificadores personales.
- 4 Completa tu perfil**
1. Escribe su número de seguro social, si tiene uno. Los padres sin números de seguro social pueden crear una cuenta de StudentAid.gov. Escribe tu fecha de nacimiento.
2. Escribe tu nombre exactamente como es mencionado en su tarjeta de seguro social
Las cuentas de StudentAid.gov se confirman dentro de 3 a 5 días. Los errores pueden causar retrasos.
- 5 Preguntas de seguridad y respuestas**
Hay cuatro preguntas de seguridad y respuestas. Escoge dos preguntas del menú desplegable. Crea respuestas para cada una. La última pregunta es un código opcional de 8 dígitos.
1. _____ 3. _____
2. _____ 4. _____
- 6 Verifica tu dirección de correo electrónico y número de teléfono**
FSA enviará un correo electrónico con un código del cual debes entrar para verificar tu dirección de correo electrónico y un código de texto para verificar tu número de teléfono móvil.
- 7 COMPLETE EL PROCESO DE VERIFICACIÓN EN DOS PASOS**
Para comprobar la información utilizada para crear el nombre de usuario y la contraseña, debes utilizar al menos un método de verificación para utilizar la verificación en dos pasos. Usa una de estas opciones: envíame SMS, correo electrónico o descarga una aplicación Authenticator.
- 8 REALIZAR UN SEGUIMIENTO DE LOS NÚMEROS IMPORTANTES**
Se generará un código de copia de seguridad cuando cree su cuenta o cuando habilite la verificación en dos pasos. Este código le permite acceder a tu cuenta si no puedes usar el método de verificación en dos pasos. Si lo pierdes, inicia sesión en tu cuenta y selecciona "Generar un nuevo código de copia de seguridad" en Configuración. Comuníquese con la Ayuda Federal para Estudiantes al 1-800-4-FED-AID para asistencia. Guarda tu código de respaldo aquí: _____

Who needs a StudentAid.gov Account? For Dependent Students | 2025 – 2026 FAFSA



StudentAid.gov accounts are required for students and parents to access and electronically sign the FAFSA. The FAFSA will determine who needs a StudentAid.gov account as you advance through the application, but this document is intended to help you determine who needs to create an account ahead of time.

StudentAid.gov accounts should be created at least a week before starting the FAFSA. You can create one today by visiting [StudentAid.gov](https://studentaid.gov) and clicking **Create Account**.

COLOR KEY

- Every student needs a StudentAid.gov account!**
- Only the legal parent(s) of a dependent student (and their spouse in some cases) will need a StudentAid.gov account. Legal guardians will not be contributors to the FAFSA. If a student is determined to be independent for FAFSA purposes, no parents will need a StudentAid.gov account.**
- Only one parent will need a StudentAid.gov account to consent to the transfer of 2023 IRS information.**
- Both parents will need StudentAid.gov accounts to consent to the transfer of 2023 IRS information.**
- If currently separated, divorced, or widowed, but 2023 taxes were filed jointly, one parent will need a StudentAid.gov account to consent to the transfer of 2023 IRS information. The student should contact the financial aid office to request an income adjustment.**
- Only the legal parent will need a StudentAid.gov account to consent to the transfer of 2023 IRS information.**

Use UCanGo2's StudentAid.gov Account Worksheet to keep a record of your account information. It's available in English and Spanish at [UCanGo2.org](https://ucango2.org). Click **Publications & Tools** to access the worksheet.



The Oklahoma State Regents for Higher Education, in compliance with Titles VI and VII of the Civil Rights Act of 1964, Executive Order 11246 as amended, Title IX of the Education Amendments of 1972, Americans with Disabilities Act of 1990 and other federal laws and regulations, do not discriminate on the basis of race, color, national origin, sex, age, religion, handicap or status as a veteran in any of its policies, practices or procedures. This includes, but is not limited to, admissions, employment, financial aid and educational services. This publication is issued by the Oklahoma State Regents for Higher Education, as authorized by 70 O.S. 2001, Section 3206. Copies have not been printed but are available through the agency website at www.okshered.org. Two printout copies have been deposited with the Publications Clearinghouse of the Oklahoma Department of Libraries, August 2023.

StudentAid.gov Account Publications

Learn About Financial Aid




Conduct Outreach



Get Training

Search Financial Aid Tools and
Resources

[Home](#) » 2025–26 FAFSA Prototype Now Available

Would you like to know each time we add an announcement to the site? Subscribe to our RSS feed by clicking on the orange and white icon below. (Using Chrome? You may want to install the [RSS Feed Reader](#) for easier viewing of the feed.) 

2025–26 FAFSA Prototype Now Available

The *Free Application for Federal Student Aid* (FAFSA®) prototype offers you an advance opportunity to gain a deeper understanding of the 2025–26 FAFSA form user experience ahead of its release.

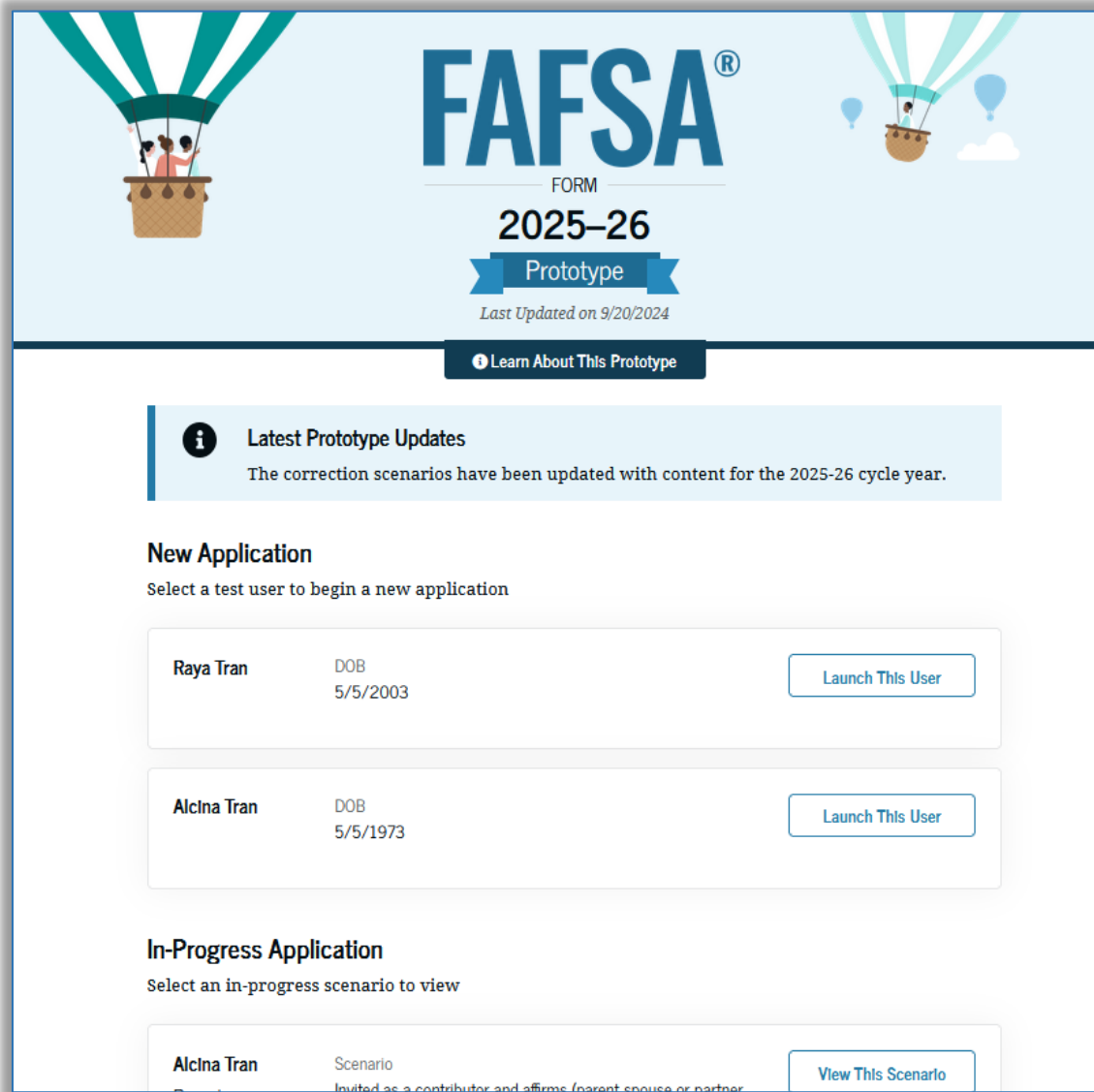
What is the 2025–26 FAFSA® prototype?

The FAFSA prototype is not a complete replica of the 2025–26 FAFSA form that will be available on [fafsa.gov](#). Instead, it's a web-based design tool that allows users to navigate specific scenarios that many 2025–26 applicants will encounter on the live website.

The FAFSA prototype demonstrates the following scenarios:

- Initiating a new application as a student or parent
- Completing an in-progress application as a student, parent, or spouse
- Common corrections scenarios, including missing critical data elements or signatures, and voluntary corrections

When navigating a scenario, the prototype will advise users when particular actions must be taken and alert users that certain functionality is unavailable. The scenarios the prototype covers will not be exhaustive of all possible situations users may encounter while completing an actual 2025–26 FAFSA form.



https://iibwfh.axshare.com/fafsa_preview_landing.html?path=fafsa_preview_landing.html

Access Code: [prototype2526](#)

- Dependent Student
- Parent
- Independent Student
- Student's Spouse
- New FAFSA
- In Progress FAFSA

FAFSA Prototype

2025–26 FAFSA® Preview Presentation

October 2024

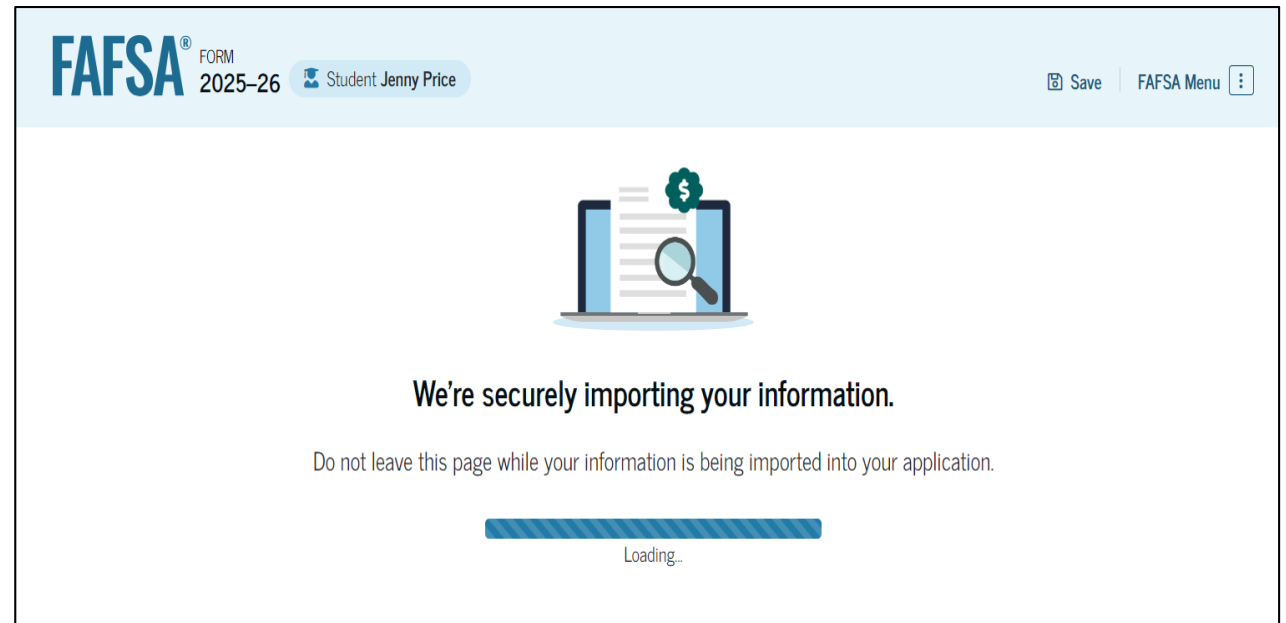
Federal Student Aid
An OFFICE of the U.S. DEPARTMENT of EDUCATION

<https://fsapartners.ed.gov/knowledge-center/library/application-processing/2024-10-28/2025-26-fafsa-form-preview-presentation>

FAFSA PowerPoint

Dependent Student Imports IRS Information

This page imports the student's federal tax information by directly transferring it into the FAFSA[®] form from the IRS to help complete the "Student Financials" section.



The screenshot shows the FAFSA 2025-26 interface. At the top left, it says "FAFSA[®] FORM 2025-26". To the right of this, there is a user profile icon and the name "Student Jenny Price". Further right, there are "Save" and "FAFSA Menu" options. The main content area features a central illustration of a laptop with a magnifying glass over a document and a dollar sign icon. Below the illustration, the text reads: "We're securely importing your information." followed by "Do not leave this page while your information is being imported into your application." At the bottom of the loading area, there is a blue progress bar and the text "Loading..".

Dependent Student Invites Parents to FAFSA® Form

The student is asked to enter personal information about their parents in order to send them an invite to their FAFSA® form. In this scenario, the student invites one parent.

Dependent Student's Parent Onboarding (1 of 4)

When the parent enters a 2025–26 FAFSA® form for the first time, they are taken through the FAFSA onboarding process. The first onboarding page provides an introduction of the FAFSA form and an accompanying video.

FAFSA® FORM 2025–26 Parent of Jenny Price

Understanding the FAFSA® Form

1 of 4

What is the FAFSA® form?


Use the *Free Application for Federal Student Aid* (FAFSA®) form to apply for grants, scholarships, work-study funds, and loans for college, career school, or graduate school.

What is FAFSA®?
What is FAFSA® and why is it important?

Watch later Share

Watch on YouTube

Previous Continue



FAFSA Completion Resources & Support



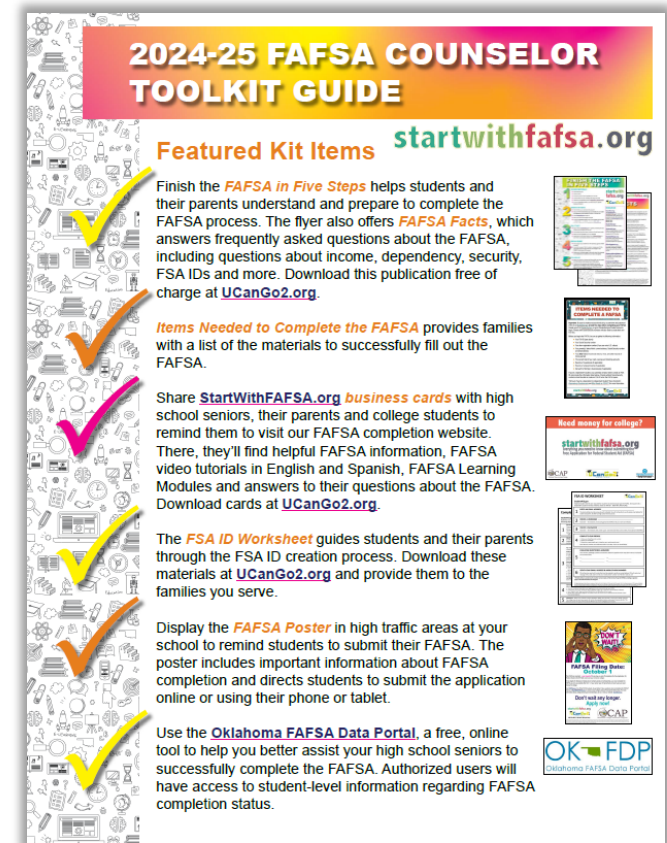
WITHIN REACH ... WITHIN YOU

startwith
fafsa.org



Free FAFSA Completion Resources

- > New online publications
- > Ready-to-go presentation slides
- > Provide virtual FAFSA events
- > Support your in-person FAFSA events



2024-25 FAFSA COUNSELOR TOOLKIT GUIDE startwithfafsa.org

Featured Kit Items

- ✓ Finish the *FAFSA in Five Steps* helps students and their parents understand and prepare to complete the FAFSA process. The flyer also offers *FAFSA Facts*, which answers frequently asked questions about the FAFSA, including questions about income, dependency, security, FSA IDs and more. Download this publication free of charge at UCanGo2.org.
- ✓ *Items Needed to Complete the FAFSA* provides families with a list of the materials to successfully fill out the FAFSA.
- ✓ Share StartWithFAFSA.org *business cards* with high school seniors, their parents and college students to remind them to visit our FAFSA completion website. There, they'll find helpful FAFSA information, FAFSA video tutorials in English and Spanish, FAFSA Learning Modules and answers to their questions about the FAFSA. Download cards at UCanGo2.org.
- ✓ The *FSA ID Worksheet* guides students and their parents through the FSA ID creation process. Download these materials at UCanGo2.org and provide them to the families you serve.
- ✓ Display the *FAFSA Poster* in high traffic areas at your school to remind students to submit their FAFSA. The poster includes important information about FAFSA completion and directs students to submit the application online or using their phone or tablet.
- ✓ Use the *Oklahoma FAFSA Data Portal*, a free, online tool to help you better assist your high school seniors to successfully complete the FAFSA. Authorized users will have access to student-level information regarding FAFSA completion status.

**All UCanGo2
services are FREE!**

FAFSA Toolkit:

- New FAFSA forms
- Posters
- Parent flyers
- PowerPoints

New FAFSA information coming in Dec.

UCanGo2 FAFSA Toolkit

The screenshot shows the UCanGo2.org website. At the top, the logo features a graduation cap and the text "UCanGo2.org" with the tagline "WITHIN REACH... WITHIN YOU". Navigation links include Home, Educators, Publications & Tools, Scholarships, News & Events, Contact Us, and Find Us on Facebook. A sidebar on the left contains buttons for: High School, Middle School, K-5th Grade, Campus Partners, FAFSA Portal (with OK-FDP logo), Financial Literacy (with OKMM logo), College App Week, and Request a Workshop. The main content area is titled "High School Educators" and includes a paragraph about resources for counselors and teachers, a link to "View a list of additional resources", and a row of four red buttons: "Educator Tools", "College Planning Toolkit", "FAFSA Toolkit" (circled in black), and "Student Publications". Below this is a "FAFSA Toolkit Publications" section with a list of resources. A small graphic on the right asks "Ask me about filling out the FAFSA" and includes logos for CAP, UCanGo2, startwithfafsa.org, and FAFSA.

Home | Educators | Publications & Tools | Scholarships

News & Events | Contact Us | Find Us on Facebook!

High School Educators

A complete list of our tools and publications for high school counselors, teachers and administrators is available below. To get started, check out our handout, "*A Plan of Action*," to learn how to use our materials throughout the year.

[View a list of additional resources.](#)

Educator Tools | College Planning Toolkit | **FAFSA Toolkit** | Student Publications

FAFSA Toolkit Publications

- **FAFSA Toolkit Guidebook**
- **FAFSA Facts**
- **FAFSA Dependency Questionnaire**
- **Finish the FAFSA in Five Steps**, also available in *Spanish*
- **Who Needs a StudentAid.gov Account? Flowchart**
- **StudentAid.gov Account Worksheet**, also available in *Spanish*
- **FAFSA Parent Flyer**
- **FAFSA Poster**
- **FAFSA Timeline**
- **Transition to College**

Ask me about filling out the **FAFSA**
Free Application for Federal Student Aid

CAP | UCanGo2 | startwithfafsa.org | FAFSA

WITHIN REACH ... WITHIN YOU

FINISH THE FAFSA IN FIVE STEPS

- ### 1

CREATE A STUDENT.AID.GOV ACCOUNT

 - You'll need to create your own StudentAid.gov account to apply for, receive, and manage your federal student aid.
 - Use your account username and password to access and electronically sign your FAFSA and student loan applications, make corrections to your FAFSA, and more.
 - Go to [StudentAid.gov](https://studentaid.gov) to sign up. Click Create Account to get started.
 - Save your StudentAid.gov account to use again next year.
 - If you're a dependent student, review the [Who Needs a StudentAid.gov Account?](#) flyer to determine which parent(s) should also create an account. Utilize the [StudentAid.gov Account worksheet](#) at UCanGo2.org.
- ### 2

GATHER MATERIALS

 - Social Security card.
 - W-2 forms and tax returns specified on the FAFSA.
 - Current balance of cash, checking and savings accounts.
 - Determine your dependency status with our [Dependency Questionnaire](#).
 - If you're a dependent student, you'll also need your parents' financial information.
- ### 3

FILL IT OUT



 - Apply online at FAFSA.gov.
 - Enter student and parent names as shown on Social Security cards.
 - Send your FAFSA returns to up to 20 campuses.
 - Contributors must consent to have their Federal Tax Information (FTI) transferred to the FAFSA through the IRS.
- ### 4

SIGN & SUBMIT

 - Review your answers from the Summary page to search for errors.
 - Review your Confirmation page for information about the campuses you've selected and an estimate of your federal aid eligibility.
- ### 5

FOLLOW UP

 - Watch your email for a FAFSA Submission Summary and information from the institutions that reviewed your FAFSA results.
 - Provide any other necessary documentation required by your institution, such as your accepted financial aid offer, and follow up with your college financial aid office if you have additional questions.

RESOURCES

UCanGo2.org
Visit UCanGo2.org or StartWithFAFSA.org for helpful tools and information about planning and paying for education after high school. Contact us at UCanGo2@ocapap.org or 888.443.7428.

FAFSA.gov
Complete and submit the FAFSA.

StudentAid.gov
Create a StudentAid.gov Account 3-5 days prior to starting your online FAFSA. Parent(s) of dependent students will also need an account to access and sign the FAFSA.

ReadySetRepay.org
Learn about making smart borrowing decisions and strategies for successful student loan repayment.

OKcollegestart.org
Find useful financial aid planning information and tools to calculate college costs, identify ways to make college more affordable and search for scholarships.

OklahomaMoneyMatters.org
Find helpful tools and resources to empower you to make positive financial choices.

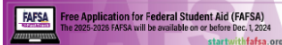
[Financial Aid Office](https://FinancialAidOffice.org)
Contact your college financial aid office if you have questions or need to follow up after you've submitted the FAFSA.

startwithfafsa.org FAFSA FACTS

A college education is an investment in your future, and financial aid is available to help manage the cost. One of the most important steps you can take to find grants, scholarships and low-cost student loans is completing the Free Application for Federal Student Aid (FAFSA). We have some handy tips that will help you complete the FAFSA and start down the road to success!

- ▶ Complete the FAFSA as soon as it's available every year to meet college and state deadlines.
- ▶ Never pay to complete the FAFSA — the first letter in FAFSA stands for FREE!
- ▶ Set up your StudentAid.gov Account at StudentAid.gov at least 3-5 days before you complete the FAFSA. Use the [Who Needs a StudentAid.gov Account?](#) flyer and [StudentAid.gov Account worksheet](#) to keep track of your information. Find them at UCanGo2.org/publications.
- ▶ Visit FAFSA.gov to complete the application online when it becomes available and receive step-by-step instructions.
- ▶ Hit the "Save" button often. Always use the "Next" and "Previous" buttons on the site. Never use the "Back" button on your browser or you may lose your information.
- ▶ Even if you think you won't qualify for aid, fill out the FAFSA anyway! Income is only one of the factors considered and nearly everyone qualifies for some type of financial aid.
- ▶ Because StudentAid.gov is a secure site, your information is encrypted for privacy.
- ▶ If you have a question while completing the FAFSA online, you can check out "Tool Tips" for detailed information on each item. Look for this icon:
- ▶ All contributors (parents or spouses) who provide information on the FAFSA must consent to have their Federal Tax Information (FTI) transferred to the FAFSA through the IRS, even if they have not filed taxes.
- ▶ Dependent students will have their parents enter their income and asset information when completing the FAFSA. If you have a special situation, you should contact your campus financial aid office.
- ▶ You should receive a copy of the FAFSA Submission Summary after submitting your FAFSA. Remember to review the summary for accuracy.
- ▶ Even if you think you won't qualify for aid, fill out the FAFSA anyway! Income is only one of the factors considered and nearly everyone qualifies for some type of financial aid.
- ▶ Because StudentAid.gov is a secure site, your information is encrypted for privacy.

The Free Application for Federal Student Aid (FAFSA) must be completed every year you need financial aid for college. The FAFSA should be completed as soon as it becomes available for the upcoming academic year. Don't wait! Although you may qualify for several types of aid, if you wait too long, some funds may be exhausted.



The Oklahoma State Regents for Higher Education, in compliance with Titles VI and VII of the Civil Rights Act of 1964, Executive Order 11246 as amended, Title IX of the Education Amendments of 1972, Americans with Disabilities Act of 1990 and other federal laws and regulations, do not discriminate on the basis of race, color, national origin, sex, age, religion, handicap or status as a veteran in any of its policies, practices or procedures. This includes, but is not limited to, admissions, employment, financial aid and educational services. This publication is issued by the Oklahoma State Regents for Higher Education, as authorized by 70 O.S. 2001, Section 2006. Copies have not been printed but are available through the agency website at www.okprepost.org. This printed copies have been deposited with the Publications Clearinghouse of the Oklahoma Department of Libraries, August 2024.

What's Your FAFSA Dependency Status? 2025-26

Answer 'yes' or 'no' to these questions to determine if you'll need to provide your parents' information.

		YES	NO
1. Were you born before January 1, 2022?	<input type="checkbox"/>	_____	_____
2. On the day you submit your FAFSA, are you married?	<input type="checkbox"/>	_____	_____
3. At the beginning of the 2025-26 school year, will you be working on a master's or doctorate program (such as an M.A., M.B.A., M.D., J.D., Ph.D., Ed.D., etc.)?	<input type="checkbox"/>	_____	_____
4. Are you currently serving on active duty in the U.S. Armed Forces for purposes other than training (if you are a National Guard or Reserves enlistee, are you on active duty for other than state or training purposes)?	<input type="checkbox"/>	_____	_____
5. Are you a veteran of the U.S. armed forces?*	<input type="checkbox"/>	_____	_____
6. Do you have children or other people (excluding a spouse) who live with you and who receive more than half of their support from you, now and between July 1, 2025, and June 30, 2026?	<input type="checkbox"/>	_____	_____
7. At any time since you turned age 13, were you an orphan (no living or adoptive biological parent), were you in foster care or were you a dependent?	<input type="checkbox"/>	_____	_____
8. As determined by a court in your state of legal residence, are you or were you a legally emancipated minor?	<input type="checkbox"/>	_____	_____
9. Does someone other than your parent or stepparent have legal guardianship of you, as determined by a court in your state of legal residence?	<input type="checkbox"/>	_____	_____
10. At any time on or after July 1, 2024, were you unaccompanied and either 1) homeless or 2) self-supporting and at risk of being homeless?†	<input type="checkbox"/>	_____	_____



*Answer "No" if you are not a veteran. If you (1) have never served in active duty in the U.S. Armed Forces, (2) are currently an ROTC student or cadet or midshipman in a service academy, (3) are a National Guard or Reserves enlistee activated only for state or training purposes, or (4) are engaged in active duty in the U.S. Armed Forces but released under honorable conditions. Also answer "No" if you are currently serving in the U.S. Armed Forces and will continue to serve through June 30, 2026.

†Answer "Yes" if you are a veteran. If you (1) were engaged in active duty in the U.S. Armed Forces (Army, Navy, Air Force, Marine, or Coast Guard) or are a National Guard or Reserves enlistee who was called to active duty for other than state or training purposes, or (2) were a cadet or midshipman at one of the service academies and (3) were released under a condition other than dishonorable. Also answer "Yes" if you are a veteran. You will be asked this question by June 30, 2026.

- ▶ If you answered YES to one or more of these questions, you are considered an **INDEPENDENT STUDENT** on the FAFSA.
- ▶ You will **NOT** need to provide your parents' information when completing your FAFSA application.
- ▶ Contact the college or university you plan to attend for more information about your dependency status.

Applicants who indicate on their FAFSA form that they have unusual circumstances and are unable to contact a parent or that contact with a parent poses a risk to the student, will be granted provisional independent status. A student may be experiencing unusual circumstances if they:

- Let home due to an abusive or threatening environment;
- Are abandoned by or estranged from their parents;
- Have refugee or asylum status and are separated from their parents, or their parents are displaced in a foreign country;
- Are a victim of human trafficking;
- Are incarcerated, or their parents are incarcerated, and contact with the parents would pose a risk to the student; or
- Are otherwise unable to contact or locate their parents.

startwithfafsa.org UCanGo2.org

PARENTS,

Give your high school seniors the push they need to cross the finish line before graduation! Here are three ways you can help your senior apply for state and federal financial aid to offset college expenses.

1. Create an FSA ID today! In order to add your financial information to your senior's online FAFSA, you'll need a Federal Student Aid ID (FSA ID). You'll use the same FSA ID each year to sign your student's online FAFSA. If you have more than one student in college, your FSA ID can be used for as many applications as necessary. Use these helpful resources as you navigate the FSA ID creation process, [FSA ID Worksheet](#) and [Who Needs an FSA ID? flowchart](#).
2. Locate your tax information. Most high school seniors are considered "dependent" students, which means information is needed from you to complete the FAFSA. To complete the 2024-2025 FAFSA, your senior will need information from your 2022 W-2 and tax return.
3. Submit the FAFSA early. Gather your income and asset information so you'll be ready to submit the FAFSA as soon as possible after release - the 2024-2025 FAFSA will be released in December. Remember, the sooner, the better.

FINANCIAL AID RESOURCES

To create an FSA ID StudentAid.gov
 To complete and submit the FAFSA FAFSA.gov
 Tips on planning, preparing and paying for college UCanGo2.org
 Information about FAFSA completion StartWithFAFSA.org
 Information about colleges in OK and nationwide OKcollegestart.org
 Information about colleges nationwide NCES.ed.gov/CollegeNavigator
 Information on budgeting and saving for college OklahomaMoneyMatters.org
 Information about the financial aid process StudentAid.gov

The Oklahoma State Regents for Higher Education, in compliance with Titles VI and VII of the Civil Rights Act of 1964, Executive Order 11246 as amended, Title IX of the Education Amendments of 1972, Americans with Disabilities Act of 1990 and other federal laws and regulations, do not discriminate on the basis of race, color, national origin, sex, age, religion, handicap or status as a veteran in any of its policies, practices or procedures. This includes, but is not limited to, admissions, employment, financial aid and educational services. This publication is issued by the Oklahoma State Regents for Higher Education, as authorized by 70 O.S. 2001, Section 2006. Copies have not been printed but are available through the agency website at www.okprepost.org. This printed copies have been deposited with the Publications Clearinghouse of the Oklahoma Department of Libraries, November 2022.

- Understanding Your Financial Aid Offer
- Student Aid Index
- Scholarships 101





- Scholarship Database
- Scholarships by Deadline
- Scholarships by Category
- Scholarship Essay Tips
- Scholarship Success Guide
- Scholarship Tracker
- Scholarships 101 PowerPoint

The screenshot shows the UCanGo2.org website. At the top, there is a navigation bar with links for Home, Educators, Publications & Tools, Scholarships, News & Events, Contact Us, and Find Us on Facebook. The main content area is titled 'Scholarship Resources' and includes a list of links: Scholarship Essay Tips, Scholarship Success Guide, Scholarship Tracker, and Scholarships 101 PPT. Below this is a 'Scholarships by Deadline' section with a list of months from January to Ongoing. There is also a 'Scholarships by Category' section with various categories like Adult Learners, The Arts, Ethnicity, Health, LGBTQ+, Middle School, Military, Miscellaneous, STEM, Special Needs, Study Abroad, and Unique Scholarships. A 'Scholarship of the Week' section highlights the Avacare Medical Scholarship, which awards \$1,000 to students in the medical field. A 'Share Your Story' section encourages students to share their experiences with Oklahoma's Promise. At the bottom, there is a banner for the Free Application for Federal Student Aid (FAFSA) for the 2025-2026 academic year, available on or before Dec. 1, 2024, with the website startwithfafsa.org.

Scholarships on UCanGo2

SCHOLARSHIPS 101




Scholarship Tracker

Scholarship Name	Award Amount	Deadline	Essay	Date Submitted	Notes
Sample Scholarship	\$2,000	November 15	No	September 2	Must attend a 2-year college for the award

Scholarship Essay Tips

The scholarship essay is a chance for you to shine and to set yourself apart from other scholarship applicants. Writing a good essay is key to winning a scholarship so use these tips to help you move to the top of the list.

Scholarship essays are used by providers to:

- ▶ Find students who meet certain criteria.
- ▶ Get to know you as a student and person.
- ▶ Make sure your experience and interests coincide with the organization's mission.

Keep these tips in mind when writing your scholarship essay:


- ▶ Take writing your essay seriously; remember it's key to earning the scholarship.
- ▶ Make sure your essay is honest, original, conveys your personality and captivates the reader.
- ▶ Be organized, meet all requirements, and don't rush through your essay.
- ▶ Be prepared to answer the scholarship question (sometimes called a prompt) on a variety of topics, which might include:
 - ▶ Future academic or life plans
 - ▶ Personal history
 - ▶ Current events or social issues
 - ▶ Achievements

Writing Tips:

- ▶ Read the directions carefully before you start.
- ▶ Be aware of deadlines.
- ▶ Brainstorm ideas and create an outline.
- ▶ Write a rough draft, a second draft and then a final copy.
- ▶ Start over if you finish and your work doesn't seem to fit the scholarship prompt.
- ▶ If needed, ask for help from your counselor, a teacher, or someone you know who has received a scholarship that required an essay.
- ▶ Use personal and real stories. The scholarship provider wants to know you and what makes you unique.
- ▶ Use spell check, proofread and be mindful of vocabulary and grammar. Mistakes can be costly. Make use of online grammar and writing tools.

Sample Essay Questions or Prompts:

- ▶ Describe an experience that changed your life. What did you learn? How will this experience influence you moving forward?
- ▶ Advice is sometimes easier to give than to follow. Share a piece of advice you ignored and why you should have followed it.
- ▶ Describe an innovative project you designed, the goal of your project, and the outcomes. Be prepared to provide supporting documentation.
- ▶ Write a letter explaining your need for this scholarship, your plans for higher education, and your future career goals.
- ▶ Climate change is impacting the world in dramatic ways. If you were the person tasked to find a solution to present to both the public and private sectors, where would you start and what would you recommend?
- ▶ Describe a moment that illustrates your shift from child to adult within your community or family.



UNIGO SCHOLARSHIPS

unigo.com/scholarships/our-scholarships/



Amount:
\$1,500

Deadline:
January 31

I HAVE A DREAM SCHOLARSHIP



It's crazy to think of all the amazing stories that happen as soon as our eyes and drift to sleep. It could be in a deep slumber or perhaps a carefree daze, but our dreams can help shape our ideas, perceptions now - education.

Amount:
\$1,500

Deadline:
February 28

SWEET AND SIMPLE SCHOLARSHIP



And now, those simple gifts can really pay off in our Sweet and Simple Scholarship! Think back to a time when you received a special gift that seemed so unassuming yet made such a strong impact in your life. What present you could open in a box or a humble gesture from a stranger?

Amount:
\$2,500

Deadline:
March 31

SUPERPOWER SCHOLARSHIP



Have you ever wondered where you'd go if you could fly around the world? Or maybe you daydream of secretly taking over the world - to each their own! For all of those hero lovers and villain enthusiasts, this super scholarship gives you the power to win free college money.

Amount:
\$3,000

Deadline:
April 30

ALL ABOUT EDUCATION SCHOLARSHIP



It's often been said that "education is the key to success." What does your educational "key" open? It's not cheap to get a college degree, and college-bound students see a shut door for education. We're here to help you open it again.

Amount:
\$1,500

Deadline:
May 31

FIFTH MONTH SCHOLARSHIP

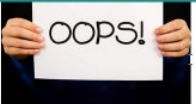


One is the loneliest number. Three is a crowd. Then there is five. Well, a special about five? Well, for starters, this lucky number could help you win a \$1,500 scholarship.

Amount:
\$1,500

Deadline:
June 30

DO-OVER SCHOLARSHIP



Mistakes - we've all made them. Too bad life doesn't always give you a do-over. Or does it? What if you had the chance to "do-over" a moment in your life? What would it be? How would it affect you and your future?

Amount:
\$1,500

Deadline:
July 31

FLAVOR OF THE MONTH SCHOLARSHIP



Summer and ice cream go hand-in-hand. In fact, July is National Ice Cream Month, and that's the inspiration behind this award. We think people are very similar to ice cream; some are nutty, others a little exotic, while some are very comforting. If you were an ice cream flavor, which would you be and why?

Amount:
\$1,500

Deadline:
August 31

MAKE ME LAUGH SCHOLARSHIP



Scholarships can be fun! Take a break from the boring application routine and make us laugh. That's right; we want a real LOL moment. Make Me Laugh is a fun scholarship that lets you cut loose and lighten things up. Looking for a scholarship for comedians? Now is your chance to show us your funny bone. Perhaps you always have an embarrassing - but funny - story to share. Great! We'll promise to laugh with you, not at you.

Amount:
\$1,500

Deadline:
September 30

SHOUT IT OUT SCHOLARSHIP



Have something on your mind? Let it out, or better yet SHOUT it out. Give your thoughts a voice and earn free college money at the same time. Our Shout It Out Scholarship committee wants to know what you have to say. Whether it's a message for the world or just a quick "hi mom," this is your opportunity to speak up and win money for college. We're listening!

Amount:
\$2,000

Deadline:
October 31

ZOMBIE APOCALYPSE SCHOLARSHIP



Did binge-re-watching "The Walking Dead" get you thinking about what you'd do if the streets were filled with flesh-eating zombies? Maybe you've envisioned your own post-apocalyptic world overrun with the living dead, forcing you to come up with a zombie survival plan - and quick!

Amount:
\$5,000

Deadline:
November 30

EDUCATION MATTERS SCHOLARSHIP



As a scholarship seeker, you're probably already well-aware of the importance of an education. But, what about the naysayers? Have you come across someone who's tried to talk you out of college, saying that it's not worth it?

Amount:
\$1,500

Deadline:
December 31

TOP TEN LIST SCHOLARSHIP



There are many scholarships and colleges that want to know the number one thing you want people to know about you. Just one? That's it? "But, I'm amazing," you say. We hear you, and we know that it's tough to narrow down your awesomeness into one measly reason.

Applicants must:


- write a 250-word essay on the monthly topic
- be fourteen (14) years of age at the time of application
- be a legal citizen of the U.S. or the District of Columbia

UCanGo2!
WITHIN REACH... WITHIN YOU

Applicants must:

- Write a 250 word essay on the monthly topic
- Be 14 years of age, or older, at the time of application
- Be a legal citizen of the U.S. or D.C.

Unigo Scholarships



\$15,000 Grand Prize
13 rolls, 126 hours



\$15,000 Grand Prize
16 rolls, 123 hours



21 rolls, 160 hours



30 rolls, 60 hours



State Grant Scholarships

Each year, grants and scholarships help students reach their educational goals and dreams.

Oklahoma Tuition Aid Grant
OTAG is a program that provides grant assistance to Oklahoma residents who meet certain financial requirements. Grants are used at Oklahoma public colleges and universities or eligible private institutions within the state. Visit OKcollegestart.org.

Oklahoma Tuition Equalization Grant
OTEG awards grants to Oklahoma students attending a not-for-profit, private or independent institution that exceeds \$50,000. For more information visit OKcollegestart.org.

Oklahoma's Promise
Students must apply in the 8th, 9th, 10th or 11th grade. In Oklahoma, complete a specific high school course with at least a 2.50 GPA both in the curriculum and on the state conduct standards. The federal adjusted gross income of the family may not exceed \$60,000 for parents with 1 or 2 dependent children, \$70,000 for parents with 3 or 4 dependent children, and \$100,000 each year the student is enrolled in college or a portion of tuition at private institutions in Oklahoma. Learn more at okpromise.org.

Academic Scholars Program
The Academic Scholars Program awards scholarships to Oklahoma residents who score at or above the 99.5th percentile on the SAT exam and to students who are named National Merit finalists, Presidential Scholars or Institutional Scholars. Visit OKcollegestart.org.

Read more about these and other grant and scholarship programs on our website at UCanGo2.org/pay or call our Hotline at 800.858.1840 or studentinfo@ucan-go2.org. These programs can also be found at OKcollegestart.org.

Many state aid programs require the Free Application for Federal Student Aid (FAFSA). For more information, visit OKcollegestart.org or see more in the Tips for Scholarship Success. **Federal Aid is Available!**

What Federal Aid Options Are Available?



Path to Scholarship Success

Starting the scholarship application process with a successful **PLAN**, **RESEARCH**, **APPLY** and **TRACK** applications will increase your chances of success. Use the following publications to help as you plan, prepare and pay for college.

PLAN

- Complete the Free Application for Federal Student Aid (FAFSA) to determine your financial need for financial aid for education expenses. Learn more at FAFSA.gov.
- Investigate the cost of attendance at the school you are considering. OKcollegestart.org can help you find the cost of attendance for various schools.
- Evaluate your resources to determine how you'll pay for college. Are there any scholarships you may have already won?
- Create a resume that lists your talents, accomplishments and skills. Request letters of recommendation.

RESEARCH

- Scholarships are awarded based on a number of factors including academic achievement, hobbies, test scores, residency, financial need, skills, and more. Research the requirements for each scholarship.
- Search for scholarships from your prospective colleges and universities.
- Ask your school counselor for scholarship resources.
- Use legitimate scholarship search sites like those listed on OKcollegestart.org.
- Align your search to your characteristics and your goals.

APPLY

- Read through the application instructions and recommendation. Be sure to follow instructions, request letters of recommendation from someone else to proofread your application.
- Write an essay that's original and shows your teacher or counselor that you've read the OKcollegestart.org Essay Tips publication.
- Keep copies of your application materials. A general information or contact list that you've already used is a good idea.
- Watch out for scholarship scams. Be sure to apply and protect your information.

TRACK

- Make note of all requirements and deadlines.
- Send thank you notes to scholarship providers.
- Use a Scholarship Tracker to keep track of upcoming deadlines.
- Understand how a scholarship can help with your college financial aid of choice.



Scholarship Searches

UCanGo2.org

OKcollegestart.org

OCCF.org

Apply.com

BigFuture.collegeboard.org

Bold.org

CareerOneStop.org

College-Scholarships.com

CollegeXpress.com

Discover.com

FastWeb.com

GoingMerry.com

MyScholly.com

Niche.com

Petersons.com

SallieMae.com

ScholarshipOwl.com

Scholarships.com

Scholarships360.org

SoFi.com

Unigo.com

Native American students: If your tribe isn't listed on the website <https://www.okhistory.org/research/aitribes>, contact your tribal office for more specific information.



Visit UCanGo2.org and OKcollegestart.org to find scholarships and to learn about scholarship success.

Tribe Websites

AStribe.com

Cheyenne.com

Cherokee.com

Chickasaw.com

Choctaw.com

Comanche.com

DelawareTribe.com

IowaNation.com

KawNation.com

KickapooTribe.com

MiamiNation.com

Muscogee.com

MyCaddo.com

OsageNation.com

PawneeNation.com

PeoriaTribe.com

PoncaTribe.com

PotawatomiTribe.com

QuapawTribe.com

SacandFoxTribe.com

SCTribe.com

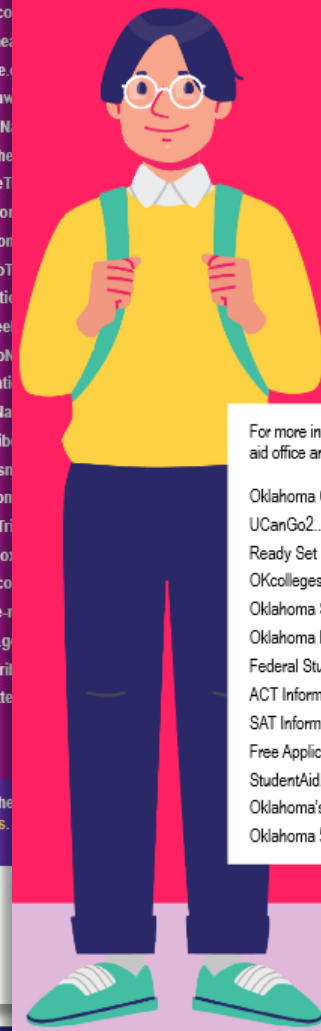
ShawneeTribe.com

SnoTribe.com

WichitaTribe.com

WyandotteTribe.com

More Helpful Resources



Who can answer my federal student loan questions?
Visit StudentAid.gov/Understand-Aid/Types/Loans for info.

Who can help me manage my student loan debt?
Managing your student loan is an important responsibility. If you're unable to make your student loan payment, contact your loan servicer immediately to explore available repayment plan options. OCAP's Default Prevention department is also available to help you develop a successful repayment strategy and offer general debt management counseling. Visit ReadySetRepay.org for more information.

For more information about preparing academically and financially for college, contact your financial aid office and visit the following websites:

Oklahoma College Assistance Program	OCAP.org
UCanGo2	UCanGo2.org
Ready Set Repay	ReadySetRepay.org
OKcollegestart	OKcollegestart.org
Oklahoma State Regents for Higher Education	okhighered.org
Oklahoma Money Matters	OklahomaMoneyMatters.org
Federal Student Aid	StudentAid.gov
ACT Information	ACT.org
SAT Information	SAT.org
Free Application for Federal Student Aid (FAFSA)	FAFSA.gov
StudentAid.gov Account	StudentAid.gov
Oklahoma's Promise	okpromise.org
Oklahoma 529	oklahoma529.com

Are You Looking for Money?

Find Scholarships

Be sure to search all available sources of financial aid information—local, state, and national—when you're building your financial plan.

Find Scholarships

Dig into a database of over 20,000 scholarships to find the ones that match you. It's easy! Then sign up to receive monthly emails with lists of scholarships that match your profile.

[Find scholarships](#)

Oklahoma's Promise

Discover the promise of FREE tuition!



Oklahomans want to see deserving families succeed - students who study and work hard but whose families find it difficult to afford college. If you dream of going to college and work to achieve it, then Oklahoma can help make it a reality! It's [Oklahoma's Promise](#).

[OK Promise FAQ for high school students](#)

[OK Promise FAQ for college students](#)

[Apply Now!](#)

Oklahoma State Scholarship Programs

The Oklahoma State Regents for Higher Education administer several scholarships and grants that can help you pay for college.

For more information or to obtain application forms, ask your counselor to see a copy of the State Regents' Counselors' Resource Book: [Oklahoma's Colleges and Universities](#), call the Student Information Hotline at 800.858.1840 or email studentinfo@osrhe.edu. For information on federal financial aid, visit [Federal Student Aid](#).

Academic Scholarships

[Academic Scholars Program](#)
[Regional University Baccalaureate Scholarship](#)

[Career-Related Scholarships](#)

Scholarship Search Tips

Get the most out of your scholarship search using these tips.

Avoiding Scams

Find out how to avoid scholarship scams as you search for money to pay for college.

Employer Tuition Assistance

TAB 2022A

Many agencies, organizations and businesses across Oklahoma provide tuition assistance benefits to help their employees pay for higher education. Visit Okhighered.org to learn more.

Scholarship Resources on OKcollegestart

[f](#) [X](#) [i](#) [Q Search](#) [Select Language](#) [Sign In](#) [Create an Account](#)

[OKCOLLEGESTART.ORG](#)
 CLICK · COMPARE · CHOOSE

[CAREER PLANNING](#) [HIGH SCHOOL PLANNING](#) [COLLEGE PLANNING](#) [FINANCIAL AID PLANNING](#) [YOUR PORTFOLIO](#)

[FINANCIAL AID 101](#) [AFFORD COLLEGE](#) [CALCULATORS](#) [SCHOLARSHIPS](#)

Scholarships
 Free money! That's right - winning a scholarship means money is given to you and you don't have to pay it back. You don't have to be a straight A student, either. There are scholarships for a lot of different things.

MORE ▾

<p>MY SCHOLARSHIP PROFILE</p> <p>Build your profile and find scholarships.</p> <p>GO</p>	<p>MATCHING SCHOLARSHIPS</p> <p>Find scholarships that match your profile.</p> <p>GO</p>	<p>SAVED SCHOLARSHIPS</p> <p>Scholarships you've saved for future action.</p> <p>GO</p>	<p>FIND A SCHOLARSHIP</p> <p>Search scholarships by keyword.</p> <p>GO</p>
<p>BROWSE SCHOLARSHIPS</p> <p>See scholarships by category.</p> <p>GO</p>	<p>REFLECT & REVIEW</p> <p>Your experiences searching and applying for scholarships.</p> <p>GO</p>	<p>Merit Scholarships</p> <p>These scholarships are usually given for accomplishments in school, sports, hobbies, skills, or even a good job on your scholarship application.</p>	<p>Need-Based Scholarships</p> <p>As you can guess from the title, these scholarships are based on your financial need. Some scholarships might take both merit and financial need into account.</p>
<p>Scholarship Help</p> <p>To create an effective scholarship essay, follow these scholarship essay writing tips.</p>	<p>Beware!</p> <p>If a scholarship seems too good to be true, it might be a scam. There are a lot of scholarship scams out there. Learn more about how to report a suspected scam.</p>	<p>Keep Records</p> <p>Document the things you do, no matter how small. Write down activities, awards, recognition, jobs and volunteer work. Print out news articles if you're in them. Don't be modest - you never know what could lead to a scholarship.</p>	



Scholarship Search on OKcollegestart

FAFSA Timeline for Educators | 2024-25 School Year

Beginning with the 2024-25 school year, students must complete a FAFSA to graduate

FAFSA Timeline for Educators | 2024-25 School Year

AUGUST

- Aug 14:** Attend OCAP's FAFSA Webinar for educators
- Include [FAFSA graduation requirement](#) info in back-to-school communication with senior families
- Include [FAFSA completion](#) info in your counseling or classrooms

SEPTEMBER

- Sept 11:** Attend OCAP's FAFSA Webinar for educators
- Host a FAFSA event to create [StudentAid.gov](#) accounts
- Share UCanGo2 FAFSA flyers and resources with families
- Post on social media: Create StudentAid.gov accounts

OCTOBER

- Oct 9:** Attend OCAP's FAFSA Webinar for educators
- Post on social media: The 2025-26 FAFSA is open
- Hold FAFSA completion event(s) for students & parents
- Share [FAFSA](#) info for event area

NOVEMBER

- Nov 13:** Attend OCAP's FAFSA Webinar for educators
- Continue to offer in-person or virtual events and provide one-on-one assistance
- Share [FAFSAFastTrack](#) info for events in your area

DECEMBER

- Dec 11:** Attend OCAP's FAFSA Webinar for educators
- Continue to offer in-person or virtual events and provide one-on-one assistance
- Begin logging into the [Oklahoma FAFSA Data Portal](#) regularly to track FAFSA progress



NEED HELP?
UCanGo2@ocap.org | 866-443

JANUARY & FEBRUARY

- Jan 8 & Feb 12:** Attend OCAP's FAFSA Webinar for educators
- Continue to offer in-person or virtual events and provide one-on-one assistance
- Review FAFSA completion in the [Oklahoma FAFSA Data Portal](#)
- Contact families of students who have not completed the FAFSA with reminders and resources

MARCH

- Mar 12:** Attend OCAP's FAFSA Webinar for educators
- Hold in-person FAFSA completion event
- Review FAFSA completion in the [Oklahoma FAFSA Data Portal](#)
- Email [opt-out](#) form to parents of students who have not yet submitted the FAFSA

APRIL

- Apr 9:** Attend OCAP's FAFSA Webinar for educators
- Review FAFSA completion in the [Oklahoma FAFSA Data Portal](#)
- Email [opt-out](#) form to parents of students who have not yet submitted the FAFSA
- Prepare juniors for next year so they're aware they will need to submit the FAFSA as seniors

MAY + SUMMER WRAP-UP

- May 14:** Attend OCAP's FAFSA Webinar for educators
- Finalize [Oklahoma FAFSA Data Portal](#) reports and [opt-out](#) forms
- Review FAFSA outreach efforts and set goals to increase your school's FAFSA completion rate next year!
- Contact UCanGo2 for assistance planning for next year!



Choose your own FAFSA adventure! Mix and match FAFSA outreach efforts to best support the needs of your students and families.

- Host in person or virtual events
- Email resources to students & parents
- Send reminders through communication apps
- Post on social media
- Include resources in online classrooms



UCanGo2.org/Educators
FAFSAFastTrackOK.org
OKhigher.org/OK-FDP
sde.ok.gov/college-career

The Oklahoma State Regents for Higher Education, in compliance with Titles VI and VII of the Civil Rights Act of 1964, Executive Order 11246 as amended, Title IX of the Education Amendments of 1972, Americans with Disabilities Act of 1990 and other federal laws and regulations, do not discriminate on the basis of race, color, national origin, sex, age, religion, handicap or status as a veteran in any of its policies, practices or procedures. This includes, but is not limited to, admissions, employment, financial aid and educational services. This publication is issued by the Oklahoma State Regents for Higher Education, as authorized by 70 O.S. 2001, Section 3206. Copies have not been printed but are available through the agency website at www.okhigher.org. Two printout copies have been deposited with the Publications Clearinghouse of the Oklahoma Department of Libraries. July 2024

FAFSA Timeline

StartWithFAFSA.org

> Frequently asked questions

> Special circumstances

> English & Spanish FAFSA tutorial video

> FAFSA promotional videos

startwithfafsa.org

StartWithFAFSA.org

The screenshot shows the homepage of startwithfafsa.org. The header features the site's logo and tagline: "What you need to know about submitting the Free Application for Federal Student Aid". Navigation links include ABOUT, FAQs, RESOURCES, VIDEOS, FAFSA FASTTRACK, FAFSA WEBINARS, and CONTACT US. A "Posts" section is visible, featuring a post titled "Create Your StudentAid.gov Account Today!" dated September 9, 2024. The post includes a call to action to create an account for the 2025-2026 FAFSA cycle. A sidebar on the right contains a search bar and a list of categories such as "Apply Online", "Careers", "College Exploration", "College Planning", "College Visit", "Deadlines", "Dependency Status", "FAFSA", "FAFSA Errors", "Financial Aid Offers", "Financial Need", "FSA ID", "Grants and Scholarships", "Homeless Youth", "Military", "Money Management", "Resume", "Spanish Resources", "Student Aid Index (SAI)", "Student Aid Report (SAR)", "Student Loans", "Students and Parents", "Tax Information", "Types of Financial Aid", "UCanGo2 Resources", "Uncategorized", and "Work Study".

This block shows a vertical list of categories on the right side of the website. The categories are: Apply Online, Careers, College Exploration, College Planning, College Visit, Deadlines, Dependency Status, FAFSA, FAFSA Errors, Financial Aid Offers, Financial Need, FSA ID, Grants and Scholarships, Homeless Youth, Military, Money Management, Resume, Spanish Resources, Student Aid Index (SAI), Student Aid Report (SAR), Student Loans, Students and Parents, Tax Information, Types of Financial Aid, UCanGo2 Resources, Uncategorized, and Work Study.



Colleges & Career Techs across the state will host **FAFSA events** for your students to receive assistance submitting the form.

startwithfafsa.org
What you need to know about submitting the Free Application for Federal Student Aid

UCanGo2! CAP OK-TEP OKLAHOMA STATE REGENTS FOR HIGHER EDUCATION

ABOUT FAQS RESOURCES VIDEO **FAFSA FASTTRACK** FAFSA WEBINARS CONTACT US

FAFSA FastTrack

FAFSA

>>FastTrack

FAFSA FastTrack, an initiative of the Oklahoma State Regents for Higher Education and the Oklahoma College Assistance Program, is a series of FAFSA (Free Application for Federal Student Aid) completion events to be held at colleges, universities and career technology centers across the state. The purpose of FAFSA FastTrack is to help Oklahoma high school seniors fulfill their graduation requirements by completing and submitting a FAFSA.

FAFSA completion event dates and venues will be added here as events are scheduled.

Stay tuned for further updates! Please continue to monitor this webpage for additional information about our FAFSA FastTrack events as it becomes available.

Search

FAFSA.gov

Oklahoma FAFSA Data Portal

Email Us Your FAFSA Question!

Email Us Your FAFSA Question in Spanish!

Connect with UCanGo2 on Facebook!

Complete the FAFSA at FAFSA.gov

UCanGo2! CAP OK-TEP OKLAHOMA STATE REGENTS FOR HIGHER EDUCATION startwithfafsa.org FAFSA FastTrack

> **FAFSA completion events** at colleges and career techs across the state

> Designated period for **FAFSA events**

> Locations to be posted on **FAFSAFastTrack.org**

FAFSAFastTrack.org

FAFSA EVENTS

1. Create Your StudentAid.gov Accounts/FAFSA Assistance



Metro Technology Center

1900 Springlake Drive, Oklahoma City
District Center – Financial Aid Office

December 11 – 3:30-5:30 p.m.

Metro Technology Center

1900 Springlake Drive, Oklahoma City
District Center – Financial Aid Office

January 22 – 3:30-5:30 p.m.

2. FAFSA Submission Day



Northeast Tech – Claremore

Claremore Campus CRC Lab
1901 N. Hwy. 88, Claremore

December 3 – 8 a.m.-3:30 p.m.

3. FAFSA Submission Day

Northeast Tech – Pryor

Pryor Campus CRC Lab
6195 W. Hwy 20, Pryor

December 4 – 8 a.m.-3:30 p.m.

4. FAFSA Submission Day

Northeast Tech – Kansas

Kansas Campus CRC Lab
450 N. Hwy. 59, Kansas

December 5 – 8 a.m.-3:30 p.m.

5. FAFSA Submission Day

Northeast Tech – Afton

Afton Campus CRC Lab
19901 S. Hwy 69, Afton

December 10 – 8 a.m.-3:30 p.m.

6. FAFSA Assistance



Eastern Oklahoma County Technology Center

4601 N. Choctaw Rd., Choctaw
January 30 – 4:30-7:30 p.m.

Eastern Oklahoma County Technology Center

4601 N. Choctaw Rd., Choctaw
February 19 – 4:30-7:30 p.m.

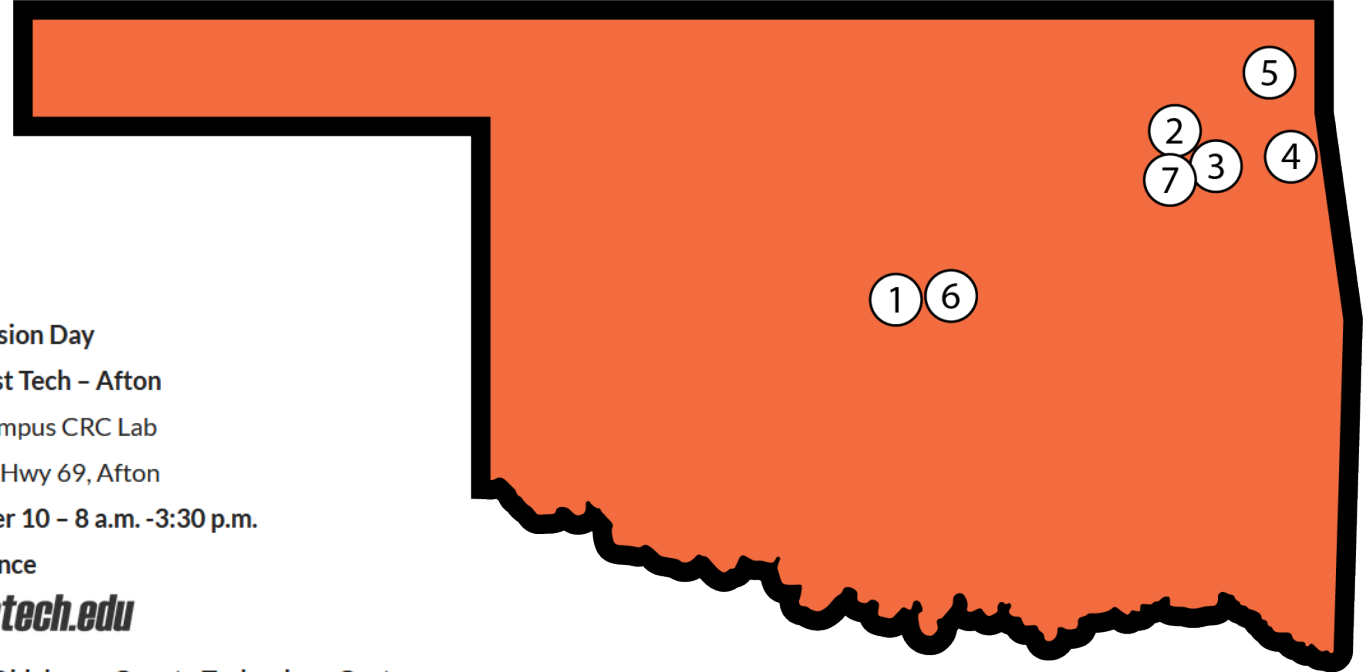
7. 2025-26 FAFSA Workshop



Tulsa Technology Center

Tulsa Tech Client Service Center, Room 2415/Training Room 23A
3638 S. Memorial Dr., Tulsa


January 28 – 5:30-7:30 p.m.



Monthly FAFSA Webinars

- > OCAP will offer monthly webinars on FAFSA updates beginning in August.
- > 2nd Wednesday of the month at 10:00 am
- > Webinars will be recorded

StartWithFAFSA.org/fafsa-webinars



FAFSA Webinars

Monthly FAFSA Webinars

> Registration is open for all webinars!

StartWithFAFSA.org/fafsa-webinars



FAFSA Monthly Webinars

We invite you to join us on the second Wednesday of each month for our informative FAFSA webinars. These webinars will provide valuable information and resources to assist you with the FAFSA process. As the new FAFSA graduation requirement goes into effect for Oklahoma's 2024-25 seniors, we hope you'll find these monthly events to be beneficial.

Webinar dates and registration links are provided here. Each webinar will be recorded and made available for future reference on this platform. The topics covered each month will be based on the latest information pertaining to the FAFSA and financial aid.

- **August 14** at 10 a.m.: Watch recording [here](#). Chat transcript is also available [here](#).
 - View [Webinar PowerPoint](#).
 - New FAFSA graduation requirement
 - FAFSA Data Portal
 - FAFSA FastTrack
- **September 11** at 10 a.m.: Watch recording [here](#). Chat transcript is also available [here](#).
 - View [Webinar PowerPoint](#).
 - StudentAid.gov accounts
 - FAFSA resources
 - 2025-26 FAFSA
- **October 9** at 10 a.m.: Register [here](#)
 - 2025-26 FAFSA Updates
 - FAFSA statement for transcripts
 - FAFSA FastTrack
 - FAFSA Data Portal





Contact us for help!



Kelli Kelnar
kkelnar@ocap.org



UCanGo2@ocap.org



OKcollegestart@ocap.org



OCAP Outreach Team



Letha Huddleston
lhuddleston@ocap.org




Robbie Leftwich
rleftwich@ocap.org



Rachel Fairchild
rfairchild@ocap.org



Kelli Kelnar
kkelnar@ocap.org



Questions?